



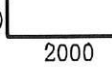

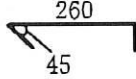

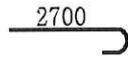


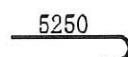
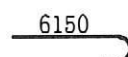
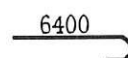




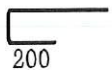
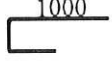


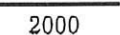
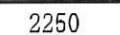
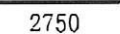

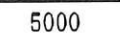




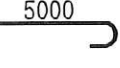
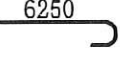
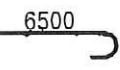






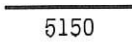

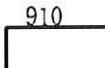












名 称	形 状	径	切寸	本数	箇所	合計	定尺	割	本数	圧接
15工区	950	SD295A	D10	950		13	5000	5	3	
2 6/9(4')	1300	SD295A	D10	1300		96	4000	3	32	
3 8:30	2350	SD295A	D10	2350		12	5000	2	6	
4 お通いのぼろ	5250	SD295A	D10	5250		20	5500	1	20	
5 有タコシ	5500	SD295A	D10	5500		2	5500	1	2	
6 小い	150	SD295A	D10	680		8	3500	5	2	
7	430	SD295A	D10	750		46	4500	6	8	
8	440	SD295A	D10	760		22	4000	5	5	
9	150	SD295A	D10	770		8	4000	5	2	
10	150	SD295A	D10	1100		13	5500	5	3	
11	150	SD295A	D10	1150		26	3500	3	9	
12	350	SD295A	D10	1500		226	4500	3	76	
13	1270	SD295A	D10	1590		46	5000	3	16	
14	350	SD295A	D10	1750		118	3500	2	59	
15	350	SD295A	D10	2350		26	5000	2	13	
16	350	SD295A	D10	2450		58	5000	2	29	
17	350	SD295A	D10	2500		45	5000	2	23	
18	350	SD295A	D10	2750		8	5500	2	4	
19	150	SD295A	D10	2750		22	5500	2	11	
20 2594	5050	SD295A	D10	5370		12	5500	1	12	

名称	形状	径	切寸	本数	箇所	合計	定尺	割	本数	圧接
21 5工区	150 	SD295A	D10	5500			20	5500	1	20
22	350 	SD295A	D10	5600			3	6000	1	3
23 6/9(X)	150 	SD295A	D10	5650			2	6000	1	2
24 S=30	2350 	SD295A	D10	2630			12	5500	2	6
25	350  2000	SD295A	D10	2470			26	5000	2	13
26	350  5250	SD295A	D10	5720			3	6000	1	3
27	260  45	SD295A	D10	440			36	4500	10	4
28	100 	SD295A	D10	280			86	6000	21	5
29	2700 	SD295A	D10	2800			12	6000	2	6
30	2750 	SD295A	D10	2850			12	6000	2	6
31	4900 	SD295A	D10	5000			4	5000	1	4
32	5250 	SD295A	D10	5350			6	5500	1	6
33	6150 	SD295A	D10	6250			58	6500	1	58
34	6400 	SD295A	D10	6500			34	6500	1	34
35	80 	SD295A	D10	480			57	5000	10	6
36	100 	SD295A	D10	500			38	5000	10	4
37	80 	SD295A	D10	980			11	5000	5	3
38	80  200	SD295A	D10	810			6	6000	7	1
39	80  200	SD295A	D10	900			6	4500	5	2
40	80  1000	SD295A	D10	1250			26	5000	4	7

	名 称	形 状	径	切寸	本数	箇所	合計	定尺	割	本数	圧接
41	5工区	80 	SD295A	D10	2450		25	5000	2	13	
42		80 	SD295A	D10	2850		22	6000	2	11	
43	6/9(L)		SD295A	D13	2000		4	4000	2	2	
44	8:30		SD295A	D13	2250		4	4500	2	2	
45			SD295A	D13	2750		4	5500	2	2	
46			SD295A	D13	3500		4	3500	1	4	
47			SD295A	D13	5000		2	5000	1	2	
48			SD295A	D13	5500		1	5500	1	1	
49		450 	SD295A	D13	3650		2	4000	1	2	
50			SD295A	D13	5460		6	5500	1	6	
51		150 	SD295A	D13	5650		1	6000	1	1	
52		5000 	SD295A	D13	5130		4	5500	1	4	
53		6250 	SD295A	D13	6380		4	6500	1	4	
54		6500 	SD295A	D13	6630		4	7000	1	4	
55		2000 	SD345	D19	2000		23	4000	2	12	
56		2500 	SD345	D19	2500		12	5000	2	6	
57		2990 	SD345	D19	2990		21	6000	2	11	
58		4000 	SD345	D19	4000		23	4000	1	23	
59		4850 	SD345	D19	4850		13	5000	1	13	
60		5000 	SD345	D19	5000		23	5000	1	23	

	名 称	形 状	径	切寸	本数	箇所	合計	定尺	割	本数	圧接
61	5工区		SD345	D19	5150		36	5500	1	36	
62	6/9(火)		SD345	D19	7000		23	7000	1	23	
63	8:30		SD345	D19	1110		12	3500	3	4	
64			SD345	D19	5000		32	5000	1	32	
65			SD345	D19	5190		24	5500	1	24	
66			SD345	D19	5480		70	5500	1	70	
67			SD345	D19	790		12	4000	5	3	
68			SD345	D19	830		14	6000	7	2	
69			SD345	D22	3000		12	6000	2	6	
70			SD345	D22	4850		45	5000	1	45	
71			SD345	D22	5000		44	5000	1	44	
72			SD345	D22	5190		86	5500	1	86	
73			SD345	D22	6250		44	6500	1	44	