
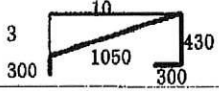
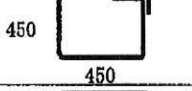
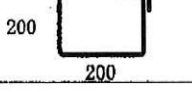




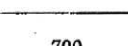
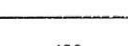



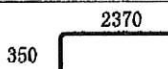

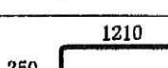

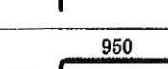




	名 称	形 状	径	切寸	本数	箇所	合計	定尺	割	本数	圧接
1	パラペット		SD295A	D10	6500		6				
2	6/25 13:00		SD295A	D10	6000		6				
3			SD295A	D10	5500		24				
4			SD295A	D10	4000		6				
5			SD295A	D10	700		12				
6			SD295A	D10	400		24				
7			SD295A	D10	7000		6				
8			SD295A	D10	4500		6				
9			SD295A	D10	2700		4				
10			SD295A	D10	2250		6				
11			SD295A	D10	1540		4				
12			SD295A	D10	1500		6				
13			SD295A	D10	1080		38				
14			SD295A	D10	1020		22				
15			SD295A	D10	700		12				
16			SD295A	D10	4580		4				
17			SD295A	D10	2290		6				
18			SD295A	D10	250		10				
19			SD295A	D10	1900		12				
20			SD295A	D10	2320		12				

	名 称	形 状	径	切寸	本数	箇所	合計	定尺	割	本数	圧接
21			SD295A	D10	2130		9				
22			SD295A	D10	2020		218				
23			SD295A	D10	1920		6				
24			SD295A	D10	920		24				
25			SD295A	D13	6500		1				
26			SD295A	D13	6000		1				
27			SD295A	D13	5500		4				
28			SD295A	D13	4000		1				
29			SD295A	D13	700		8				
30			SD295A	D13	400		24				
31			SD295A	D13	7000		1				
32			SD295A	D13	4500		1				
33			SD295A	D13	3500		200				
34			SD295A	D13	2695		2				
35			SD295A	D13	2250		1				
36			SD295A	D13	1535		2				
37			SD295A	D13	1500		1				
38			SD295A	D13	1075		8				
39			SD295A	D13	1015		2				
40			SD295A	D13	695		2				

