



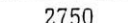





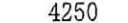






























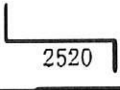
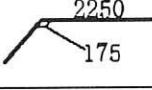
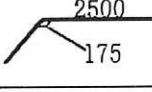
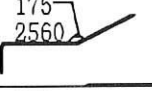
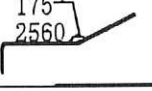
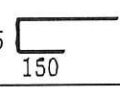
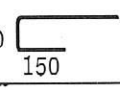


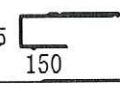
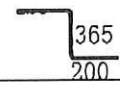
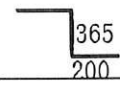
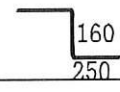
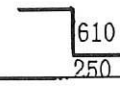
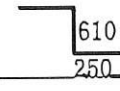
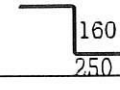
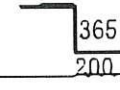
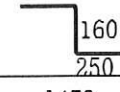















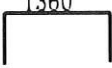







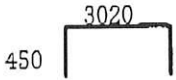
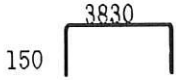
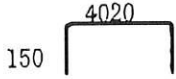
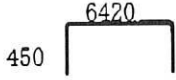
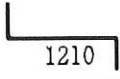



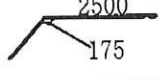
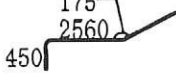
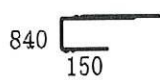
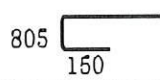
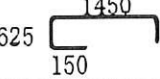
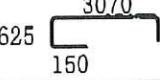
名 称	形 状	径	切寸	本数	箇所	合計	定尺	割	本数	圧接
12-2工区		SD295A	D10	1000		9	5000	5	2	
2		SD295A	D10	1200		125	6000	5	25	
3 6/5(金)		SD295A	D10	1500		22	4500	3	8	
4 18:00		SD295A	D10	2000		12	4000	2	6	
5 上積み		SD295A	D10	2750		32	5500	2	16	
6		SD295A	D10	3000		1	6000	2	1	
7		SD295A	D10	3250		42	6500	2	21	
8		SD295A	D10	3500		3	3500	1	3	
9		SD295A	D10	3750		18	4000	1	18	
10		SD295A	D10	4000		3	4000	1	3	
11		SD295A	D10	4250		32	4500	1	32	
12		SD295A	D10	4500		74	4500	1	74	
13		SD295A	D10	5000		115	5000	1	115	
14		SD295A	D10	5250		9	5500	1	9	
15		SD295A	D10	5500		46	5500	1	46	
16		SD295A	D10	6000		27	6000	1	27	
17	150 	SD295A	D10	500		21	5000	10	3	
18	150 	SD295A	D10	1000		6	5000	5	2	
19	150 	SD295A	D10	1300		14	4000	3	5	
20 4287	150 	SD295A	D10	1500		7	4500	3	3	

名称	形状	径	切寸	本数	箇所	合計	定尺	割	本数	圧接
21 2-2工区	150 	SD295A	D10	1650			9	5000	3	3
22 6/5(金)	250 	SD295A	D10	1850			9	4000	2	5
23 13:00	150 	SD295A	D10	2000			1	4000	2	1
24	150 	SD295A	D10	2500			16	5000	2	8
25	150 	SD295A	D10	2550			27	5500	2	14
26	150 	SD295A	D10	2900			8	6000	2	4
27	150 	SD295A	D10	3000			6	6000	2	3
28	150 	SD295A	D10	3500			15	3500	1	15
29	150 	SD295A	D10	4000			17	4000	1	17
30	350 	SD295A	D10	4000			7	4000	1	7
31	150 	SD295A	D10	5000			5	5000	1	5
32	150 	SD295A	D10	5500			9	5500	1	9
33	150 	SD295A	D10	5650			5	6000	1	5
34	150 	SD295A	D10	6000			4	6000	1	4
35	150 	SD295A	D10	6500			8	6500	1	8
36	1360 	SD295A	D10	1650			9	5000	3	3
37	1520 	SD295A	D10	1800			5	5500	3	2
38	150 3830 	SD295A	D10	4100			15	4500	1	15
39	150 4020 	SD295A	D10	4500			5	4500	1	5
40	350 6420 	SD295A	D10	7000			3	7000	1	3

名 称	形 状	径	切寸	本数	箇所	合計	定尺	割	本数	圧接
41 2-2工区		SD295A	D10	1500		6	4500	3	2	
42 6/5(金)		SD295A	D10	2800		6	6000	2	3	
43 13:00		SD295A	D10	2650		8	5500	2	4	
44		SD295A	D10	3100		3	6500	2	2	
45		SD295A	D10	3250		7	6500	2	4	
46		SD295A	D10	3500		3	3500	1	3	
47		SD295A	D10	1500		13	4500	3	5	
48		SD295A	D10	3100		3	6500	2	2	
49		SD295A	D10	3250		27	6500	2	14	
50		SD295A	D10	3750		13	4000	1	13	
51		SD295A	D10	6500		6	6500	1	6	
52		SD295A	D10	1250		6	5000	4	2	
53		SD295A	D10	1500		16	4500	3	6	
54		SD295A	D10	1600		8	5000	3	3	
55		SD295A	D10	2150		6	4500	2	3	
56		SD295A	D10	2250		6	4500	2	3	
57		SD295A	D10	2400		19	5000	2	10	
58		SD295A	D10	2500		9	5000	2	5	
59		SD295A	D10	4350		6	4500	1	6	
60		SD295A	D10	2350		3	5000	2	2	

名 称	形 状	径	切寸	本数	箇所	合計	定尺	割	本数	圧接
61 2-2工区		SD295A	D10	4000		2	4000	1	2	
62		SD295A	D13	1000		9	5000	5	2	
63 6/5(全)		SD295A	D13	1200		145	6000	5	29	
64 13:00		SD295A	D13	1500		29	4500	3	10	
65		SD295A	D13	2000		13	4000	2	7	
66		SD295A	D13	2250		3	4500	2	2	
67		SD295A	D13	2750		28	5500	2	14	
68		SD295A	D13	3250		59	6500	2	30	
69		SD295A	D13	4000		5	4000	1	5	
70		SD295A	D13	4500		39	4500	1	39	
71		SD295A	D13	5000		37	5000	1	37	
72		SD295A	D13	5500		34	5500	1	34	
73		SD295A	D13	6500		7	6500	1	7	
74		SD295A	D13	500		21	5000	10	3	
75		SD295A	D13	1000		12	5000	5	3	
76		SD295A	D13	1000		7	5000	5	2	
77		SD295A	D13	1100		30	5500	5	6	
78		SD295A	D13	1300		14	4000	3	5	
79		SD295A	D13	1500		7	4500	3	3	
80		SD295A	D13	1650		9	5000	3	3	

	名 称	形 状	径	切寸	本数	箇所	合計	定尺	割	本数	圧接
81	2-2工区	150 	SD295A	D13	1850		18	4000	2	9	
82	6/5(金)	450 	SD295A	D13	2000		20	4000	2	10	
83	13:00	150 	SD295A	D13	2250		3	4500	2	2	
84		150 	SD295A	D13	2500		20	5000	2	10	
85		150 	SD295A	D13	2900		7	6000	2	4	
86		150 	SD295A	D13	4000		7	4000	1	7	
87		450 	SD295A	D13	4000		8	4000	1	8	
88		150 	SD295A	D13	4500		10	4500	1	10	
89		150 	SD295A	D13	5000		53	5000	1	53	
90		150 	SD295A	D13	5500		11	5500	1	11	
91		150 	SD295A	D13	6000		5	6000	1	5	
92		150 	SD295A	D13	6250		1	6500	1	1	
93		150 	SD295A	D13	6500		8	6500	1	8	
94		450 	SD295A	D13	7000		2	7000	1	2	
95		1360 	SD295A	D13	1650		8	5000	3	3	
96		1520 	SD295A	D13	1800		6	5500	3	2	
97		1450 	SD295A	D13	2000		6	4000	2	3	
98		1360 	SD295A	D13	2200		17	4500	2	9	
99		1520 	SD295A	D13	2350		11	5000	2	6	
100		2430 	SD295A	D13	2690		25	5500	2	13	

名称	形状	径	切寸	本数	箇所	合計	定尺	割	本数	圧接
101 2-2工区		SD295A	D13	3600		15	4000	1	15	
102 6/5 (金)		SD295A	D13	4100		15	4500	1	15	
103 13:00		SD295A	D13	4550		6	5000	1	6	
104		SD295A	D13	7000		3	7000	1	3	
105		SD295A	D13	1500		5	4500	3	2	
106		SD295A	D13	2050		12	4500	2	6	
107		SD295A	D13	2800		7	6000	2	4	
108		SD295A	D13	3350		13	3500	1	13	
109		SD295A	D13	3150		5	6500	2	3	
110		SD295A	D13	3750		4	4000	1	4	
111		SD295A	D13	3750		14	4000	1	14	
112		SD295A	D13	6500		7	6500	1	7	
113		SD295A	D13	2350		3	5000	2	2	
114		SD295A	D13	4000		4	4000	1	4	