










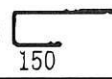
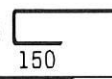

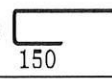
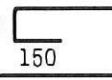
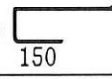



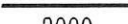
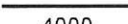
















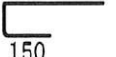




名 称	形 状	径	切寸	本数	箇所	合計	定尺	割	本数	圧接
12-2工区	1000	SD295A	D10	1000		9	5000	5	2	
2	1500	SD295A	D10	1500		14	4500	3	5	
3 6/5 (全)	2000	SD295A	D10	2000		71	4000	2	36	
4 8:30	3500	SD295A	D10	3500		64	3500	1	64	
5	3750	SD295A	D10	3750		13	4000	1	13	
6	4000	SD295A	D10	4000		4	4000	1	4	
7	4250	SD295A	D10	4250		21	4500	1	21	
8	4500	SD295A	D10	4500		25	4500	1	25	
9	4650	SD295A	D10	4650		62	5000	1	62	
10	5000	SD295A	D10	5000		136	5000	1	136	
11	5500	SD295A	D10	5500		18	5500	1	18	
12	6000	SD295A	D10	6000		20	6000	1	20	
13	6250	SD295A	D10	6250		15	6500	1	15	
14	6500	SD295A	D10	6500		9	6500	1	9	
15	150 	SD295A	D10	1250		34	5000	4	9	
16	150 	SD295A	D10	2250		28	4500	2	14	
17	150 	SD295A	D10	2750		28	5500	2	14	
18	150 	SD295A	D10	3000		22	6000	2	11	
19	150 	SD295A	D10	3150		21	6500	2	11	
20 3236	350 	SD295A	D10	3750		6	4000	1	6	

名称	形状	径	切寸	本数	箇所	合計	定尺	割	本数	圧接
21 2-2工区	150 	SD295A	D10	3750		23	4000	1	23	
22 6/5 (金)	150 	SD295A	D10	4000		14	4000	1	14	
23 2:30	150 	SD295A	D10	5500		26	5500	1	26	
24	150 	SD295A	D10	6750		9	7000	1	9	
25	2470 	SD295A	D10	2750		20	5500	2	10	
26	340  150	SD295A	D10	2000		14	4000	2	7	
27	340  150	SD295A	D10	3000		16	6000	2	8	
28	315  150	SD295A	D10	3150		12	6500	2	6	
29	340  150	SD295A	D10	3250		28	6500	2	14	
30	315  150	SD295A	D10	3250		6	6500	2	3	
31	340  150	SD295A	D10	4250		34	4500	1	34	
32	 320 250	SD295A	D10	1050		34	6500	6	6	
33	1000 	SD295A	D13	1000		9	5000	5	2	
34	1500 	SD295A	D13	1500		33	4500	3	11	
35	2000 	SD295A	D13	2000		29	4000	2	15	
36	4000 	SD295A	D13	4000		9	4000	1	9	
37	4250 	SD295A	D13	4250		3	4500	1	3	
38	4750 	SD295A	D13	4750		11	5000	1	11	
39	5000 	SD295A	D13	5000		4	5000	1	4	
40	5250 	SD295A	D13	5250		32	5500	1	32	

名 称	形 状	径	切寸	本数	箇所	合計	定尺	割	本数	圧接
412-2工区	 5500	SD295A	D13	5500		20	5500	1	20	
42 6/5(金)	 6500	SD295A	D13	6500		11	6500	1	11	
43 8:30	150 	SD295A	D13	1850		18	4000	2	9	
44	150 	SD295A	D13	2750		15	5500	2	8	
45	150 	SD295A	D13	3100		34	6500	2	17	
46	150 	SD295A	D13	3150		7	6500	2	4	
47	450 	SD295A	D13	3750		22	4000	1	22	
48	250 	SD295A	D13	4000		23	4000	1	23	
49	150 	SD295A	D13	4100		16	4500	1	16	
50	150 	SD295A	D13	5750		30	6000	1	30	
51	150 	SD295A	D13	6750		6	7000	1	6	
52	 2470	SD295A	D13	2750		22	5500	2	11	
53	340  150	SD295A	D13	2000		16	4000	2	8	
54	340  150	SD295A	D13	3000		28	6000	2	14	
55	315  150	SD295A	D13	3250		20	6500	2	10	

