



KANO CENTER株式会社 <kakou@kanocenter.co.jp>

阪急茨木2階

1件のメッセージ

森元哲也 <morimoto@amatetsu.co.jp>

2026年6月11日 10:58

To: KANO CENTER加工帳 <kakou@kanocenter.co.jp>

KANO CENTER株式会社












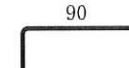
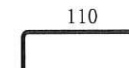

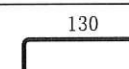

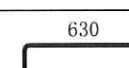
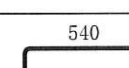


ご担当者様

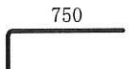


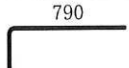
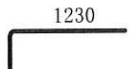








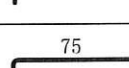
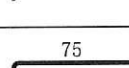
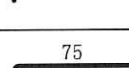

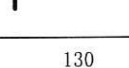

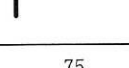
いつも大変お世話になっております。
阪急茨木2階の加工帳を添付して送付致しますので
ご確認お願いいたします。
6月18日 8時30分搬入でお願いいたします。
壁とEV壁を分けていただけますでしょうか。
よろしくお願いいたします。

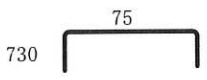
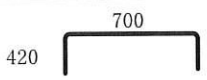
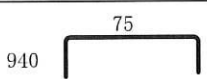
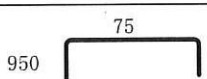
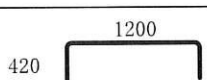
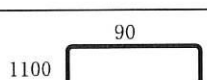
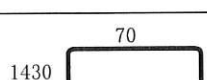
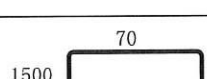
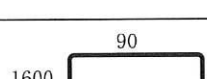
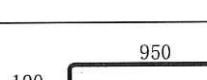
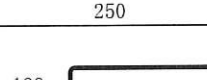
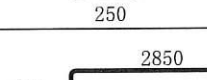
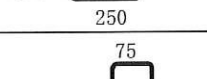
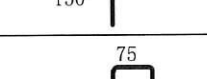
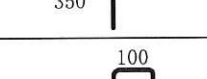
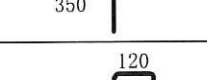
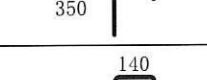
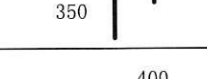
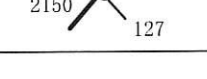

尼鉄工業株式会社 森元 哲也











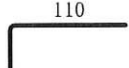
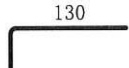


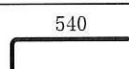





〒572-0074 大阪府寝屋川市池田中町20-8
電話：072-828-7190 FAX：072-827-4413
携帯：090-1156-4556
e-mail：morimoto@amatetsu.co.jp





















添付ファイル 2 件 阪急茨木2階 壁.pdf
243K 阪急茨木2階 EV壁.pdf
42K

	名 称	形 状	径	切寸	本数	箇所	合計	定尺	割	本数	圧
1	GateCourt阪急茨木 2階壁		SD295A	D10	90		60	4000	44	2	
2	6/18 8=30		SD295A	D10	980		22	5000	5	5	
3			SD295A	D10	1000		24	5000	5	5	
4			SD295A	D10	1200		36	6000	5	8	
5			SD295A	D10	1300		28	4000	3	10	
6			SD295A	D10	1500		38	4500	3	13	
7			SD295A	D10	2000		8	4000	2	4	
8			SD295A	D10	3500		233	3500	1	233	
9			SD295A	D10	3750		4	4000	1	4	
10			SD295A	D10	3930		28	4000	1	28	
11			SD295A	D10	4000		36	4000	1	36	
12			SD295A	D10	330		11	3500	10	2	
13			SD295A	D10	350		11	3500	10	2	
14			SD295A	D10	440		11	4500	10	2	
15			SD295A	D10	450		11	4500	10	2	
16			SD295A	D10	760		11	4000	5	3	
17			SD295A	D10	870		11	4500	5	3	
18			SD295A	D10	870		11	4500	5	3	
19			SD295A	D10	980		11	5000	5	3	
20			SD295A	D10	1000		11	5000	5	3	

	名 称	形 状	径	切寸	本数	箇所	合計	定尺	割	本数	圧
21	GateCourt阪急茨木 2階壁		SD295A	D10	1000		22	5000	5	5	
22			SD295A	D10	1100		6	5500	5	2	
23			SD295A	D10	1100		22	5500	5	5	
24			SD295A	D10	1120		11	3500	3	4	
25			SD295A	D10	1470		11	4500	3	4	
26			SD295A	D10	1500		20	4500	3	7	
27			SD295A	D10	1580		11	5000	3	4	
28			SD295A	D10	1750		6	3500	2	3	
29			SD295A	D10	1750		2	3500	2	1	
30			SD295A	D10	1750		12	3500	2	6	
31			SD295A	D10	2600		146	5500	2	73	
32			SD295A	D10	2600		12	5500	2	6	
33			SD295A	D10	2750		4	5500	2	2	
34			SD295A	D10	535		11	5500	10	2	
35			SD295A	D10	795		11	4000	5	3	
36			SD295A	D10	835		11	6000	7	2	
37			SD295A	D10	1035		55	6500	6	10	
38			SD295A	D10	1090		6	5500	5	2	
39			SD295A	D10	1235		11	5000	4	3	
40			SD295A	D10	1275		11	4000	3	4	

	名 称	形 状	径	切寸	本数	箇所	合計	定尺	割	本数	圧
41	GateCourt阪急茨木 2階壁		SD295A	D10	1495		11	4500	3		4
42			SD295A	D10	1500		14	4500	3		5
43			SD295A	D10	1915		12	4000	2		6
44			SD295A	D10	1935		33	4000	2		17
45			SD295A	D10	2000		42	4000	2		21
46			SD295A	D10	2250		4	4500	2		2
47			SD295A	D10	2890		3	6000	2		2
48			SD295A	D10	3030		3	6500	2		2
49			SD295A	D10	3250		4	6500	2		2
50			SD295A	D10	1250		6	5000	4		2
51			SD295A	D10	2000		6	4000	2		3
52			SD295A	D10	3150		12	6500	2		6
53			SD295A	D10	285		9	6000	21		1
54			SD295A	D10	485		152	5000	10		16
55			SD295A	D10	510		54	5500	10		6
56			SD295A	D10	530		15	5500	10		2
57			SD295A	D10	550		7	5500	10		1
58			SD295A	D10	2530		25	5500	2		13
59			SD295A	D13	1200		24	6000	5		5
60			SD295A	D13	1500		32	4500	3		11

名 称	形 状	径	切寸	本数	箇所	合計	定尺	割	本数	圧
61 GateCourt阪急茨木 2階壁		SD295A	D13	1600		64	5000	3	22	
62		SD295A	D13	1750		12	3500	2	6	
63		SD295A	D13	2000		16	4000	2	8	
64		SD295A	D13	2750		12	5500	2	6	
65		SD295A	D13	3250		20	6500	2	10	
66		SD295A	D13	3500		236	3500	1	236	
67		SD295A	D13	3750		4	4000	1	4	
68		SD295A	D13	4000		36	4000	1	36	
69		SD295A	D13	5800		10	6000	1	10	
70	260 	SD295A	D13	325		1	3500	10	1	
71	350 	SD295A	D13	435		1	4500	10	1	
72		SD295A	D13	450		1	4500	10	1	
73	260 	SD295A	D13	755		1	4000	5	1	
74	260 	SD295A	D13	865		1	4500	5	1	
75	350 	SD295A	D13	865		1	4500	5	1	
76	350 	SD295A	D13	975		1	5000	5	1	
77	150 	SD295A	D13	1000		23	5000	5	5	
78		SD295A	D13	1000		1	5000	5	1	
79		SD295A	D13	1000		2	5000	5	1	
80	150 	SD295A	D13	1100		6	5500	5	2	

	名 称	形 状	径	切寸	本数	箇所	合計	定尺	割	本数	圧
81	GateCourt阪急茨木 2階壁	 770	SD295A	D13	1100		2	5500	5	1	
82		 790	SD295A	D13	1120		1	3500	3	1	
83		 110	SD295A	D13	1120		1	3500	3	1	
84		 1230 260	SD295A	D13	1465		1	4500	3	1	
85		 1220	SD295A	D13	1500		8	4500	3	3	
86		 1250 350	SD295A	D13	1575		1	5000	3	1	
87		 150	SD295A	D13	1750		6	3500	2	3	
88		 300	SD295A	D13	1750		2	3500	2	1	
89		 400	SD295A	D13	2000		14	4000	2	7	
90		 70	SD295A	D13	2600		82	5500	2	41	
91		 350	SD295A	D13	2600		2	5500	2	1	
92		 150	SD295A	D13	3250		23	6500	2	12	
93		 75 380	SD295A	D13	785		1	4000	5	1	
94		 75 400	SD295A	D13	825		1	6000	7	1	
95		 75 600	SD295A	D13	1225		1	5000	4	1	
96		 75 620	SD295A	D13	1265		1	4000	3	1	
97		 75 730	SD295A	D13	1485		1	4500	3	1	
98		 75 950	SD295A	D13	1925		3	4000	2	2	
99		 90 1100	SD295A	D13	2250		4	4500	2	2	
100		 70 1430	SD295A	D13	2880		5	6000	2	3	

