

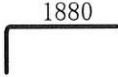
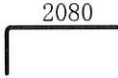
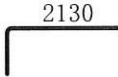



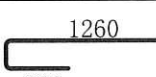




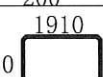
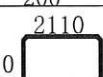
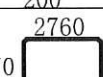
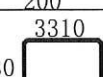





名 称	形 状	径	切寸	本数	箇所	合計	定尺	割	本数	圧接
1基礎ハカマ 搬入日6月12日	500 	SD295A	D13	2055		150	4500	2	75	
21734kg 13100	500 	SD295A	D13	2305		8	5000	2	4	
3	500 	SD295A	D13	2355		10	5000	2	5	
4	500 	SD295A	D13	2555		8	5500	2	4	
5	500 	SD295A	D13	2605		20	5500	2	10	
6	500 	SD295A	D13	3205		20	6500	2	10	
7	500 	SD295A	D13	3755		10	4000	1	10	
8	1320 	SD295A	D13	2570		120	5500	2	60	
9	1630 	SD295A	D13	3040		6	6500	2	3	
10	1610 	SD295A	D13	3110		4	6500	2	2	
11	1670 	SD295A	D13	3520		8	4000	1	8	
12	1630 	SD295A	D13	3740		4	4000	1	4	
13	1320 	SD295A	D13	4550		80	5000	1	80	
14	1630 	SD295A	D13	5470		8	5500	1	8	
15	1610 	SD295A	D13	5630		6	6000	1	6	
16	1670 	SD295A	D13	6400		12	6500	1	12	
17	1630 	SD295A	D13	6870		6	7000	1	6	
18	1610 	SD295A	D16	3050		4	6500	2	2	
19	1670 	SD295A	D16	3260		12	3500	1	12	
20	1610 	SD295A	D16	5355		6	5500	1	6	

