


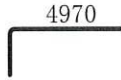



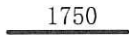





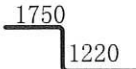


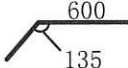










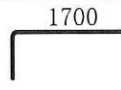
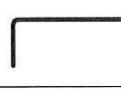
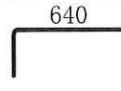
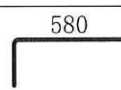
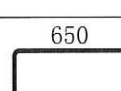










| 名称 | 形状 | 径 | 切寸 | 本数 | 箇所 | 合計 | 定尺 | 割 | 本数 | 圧接 |
|-----------------|---|-------|-----|------|----|----|----|---|----|----|
| 1 | 1  | SD295 | D16 | 2750 | | 6 | | | | |
| 2 先行壁 | 1  | SD295 | D16 | 2500 | | 6 | | | | |
| 3 | 1  | SD295 | D16 | 1500 | | 6 | | | | |
| 4 6/16 13100 | 4  | SD295 | D16 | 5500 | | 6 | | | | |
| 5 | 4 450  | SD295 | D16 | 1500 | | 6 | | | | |
| 6 | 10 260  | SD295 | D16 | 6500 | | 1 | | | | |
| 7 | 1  | SD295 | D13 | 3500 | | 1 | | | | |
| 8 | 1  | SD295 | D13 | 1750 | | 22 | | | | |
| 9 | 1  | SD295 | D13 | 1200 | | 4 | | | | |
| 10 | 2  | SD295 | D13 | 3500 | | 16 | | | | |
| 11 | 4 350  | SD295 | D13 | 2000 | | 2 | | | | |
| 12 | 8  | SD295 | D13 | 3500 | | 6 | | | | |
| 13 | 10 290  | SD295 | D13 | 4250 | | 1 | | | | |
| 14 | 20  | SD295 | D13 | 3250 | | 2 | | | | |
| 15 | 52 70 1750  | SD295 | D13 | 3500 | | 7 | | | | |
| 16 | 52 70 1240  | SD295 | D13 | 2500 | | 7 | | | | |
| 17 | 123  | SD295 | D13 | 1200 | | 2 | | | | |
| 18 | 1  | SD295 | D10 | 6250 | | 12 | | | | |
| 19 | 1  | SD295 | D10 | 4000 | | 72 | | | | |
| 20 | 1  | SD295 | D10 | 3500 | | 2 | | | | |

| | 名 称 | 形 状 | 径 | 切寸 | 本数 | 箇所 | 合計 | 定尺 | 割 | 本数 | 圧接 |
|----|-----|--|-------|-----|------|----|-----|----|---|----|----|
| 21 | | 1  | SD295 | D10 | 1300 | | 6 | | | | |
| 22 | | 2  | SD295 | D10 | 3500 | | 135 | | | | |
| 23 | | 2  | SD295 | D10 | 2250 | | 8 | | | | |
| 24 | | 4 150  | SD295 | D10 | 4500 | | 36 | | | | |
| 25 | | 4 150  | SD295 | D10 | 4000 | | 36 | | | | |
| 26 | | 4  | SD295 | D10 | 2500 | | 12 | | | | |
| 27 | | 4  | SD295 | D10 | 2500 | | 15 | | | | |
| 28 | | 4 440  | SD295 | D10 | 2120 | | 3 | | | | |
| 29 | | 4 350  | SD295 | D10 | 2000 | | 2 | | | | |
| 30 | | 4 740  | SD295 | D10 | 1360 | | 12 | | | | |
| 31 | | 4 680  | SD295 | D10 | 1240 | | 12 | | | | |
| 32 | | 4  | SD295 | D10 | 1000 | | 24 | | | | |
| 33 | | 4  | SD295 | D10 | 500 | | 24 | | | | |
| 34 | | 8  | SD295 | D10 | 3750 | | 60 | | | | |
| 35 | | 8  | SD295 | D10 | 3500 | | 18 | | | | |
| 36 | | 51 300  | SD295 | D10 | 500 | | 23 | | | | |
| 37 | | 51 300  | SD295 | D10 | 450 | | 48 | | | | |
| 38 | | 52 1290  | SD295 | D10 | 2750 | | 6 | | | | |
| 39 | | 52 1240  | SD295 | D10 | 2650 | | 6 | | | | |
| 40 | | 52 510  | SD295 | D10 | 1200 | | 10 | | | | |

切重 736.32 Kg

