





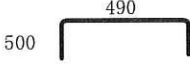




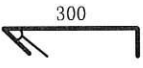
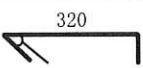
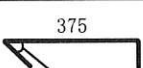
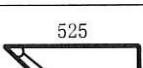


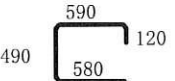






















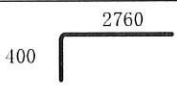
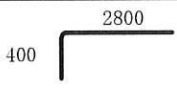
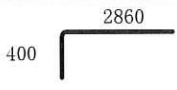

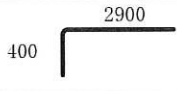

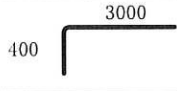

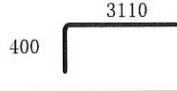
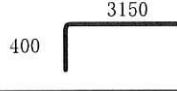

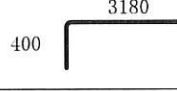
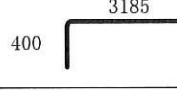
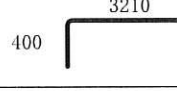
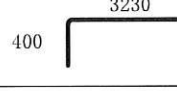
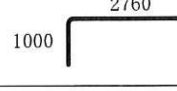
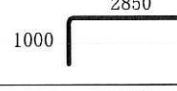
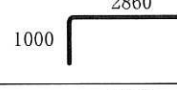
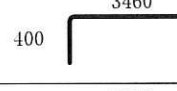
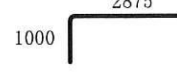
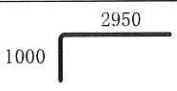
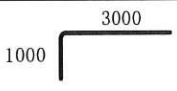
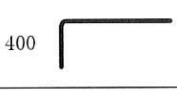
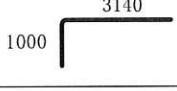
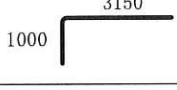
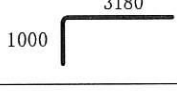
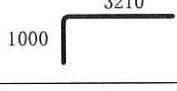
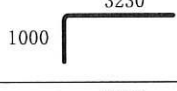
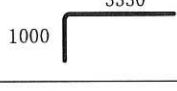
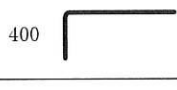
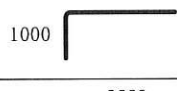
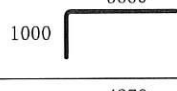
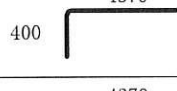
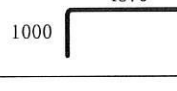

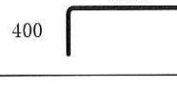
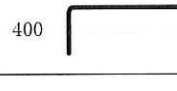
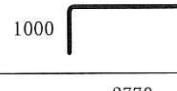




名称	形状	径	切寸	本数	箇所	合計	定尺	割	本数	圧接
1 搬入予定日6月17日 9時		SD295	D10 2500			2	5000	2	1	
2 12.138kg		SD295	D10 4000			12	4000	1	12	
3		SD295	D10 4500			12	4500	1	12	
4		SD295	D10 5000			14	5000	1	14	
5		SD295	D10 5250			22	5500	1	22	
6		SD295	D10 5500			18	5500	1	18	
7		SD295	D10 1450			1	4500	3	1	
8		SD295	D10 635			8	6500	10	1	
9		SD295	D10 660			12	3500	5	3	
10		SD295	D10 690			44	3500	5	9	
11		SD295	D10 475			73	5000	10	8	
12		SD295	D10 500			5	5000	10	1	
13		SD295	D10 520			67	5500	10	7	
14		SD295	D10 575			24	6000	10	3	
15		SD295	D10 725			64	4500	6	11	
16		SD295	D10 775			20	4000	5	4	
17		SD295	D10 1760			11	5500	3	4	
18		SD295	D13 1705			16	3500	2	8	
19		SD295	D13 785			266	4000	5	54	
20		SD295	D13 835			216	6000	7	31	

	名 称	形 状	径	切寸	本数	箇所	合計	定尺	割	本数	圧接
21	12.138kg		SD295	D13	1760		412	5500	3	138	
22			SD295	D13	1850		227	4000	2	114	
23			SD295	D13	1960		91	4000	2	46	
24			SD295	D13	2050		108	4500	2	54	
25			SD295	D13	2260		17	5000	2	9	
26			SD295	D13	2360		218	5000	2	109	
27			SD295	D13	2560		128	5500	2	64	
28			SD295	D13	2660		48	5500	2	24	
29			SD295	D16	4250		3	4500	1	3	
30			SD345	D25	600		3	6000	10	1	
31			SD345	D25	3250		15	6500	2	8	
32			SD345	D25	3500		4	3500	1	4	
33			SD345	D25	4000		15	4000	1	15	
34			SD345	D25	5000		8	5000	1	8	
35			SD345	D25	5500		64	5500	1	64	
36			SD345	D25	5750		2	6000	1	2	
37			SD345	D25	6000		27	6000	1	27	
38			SD345	D25	6250		1	6500	1	1	
39			SD345	D25	6500		18	6500	1	18	
40			SD345	D25	3070		1	6500	2	1	

	名 称	形 状	径	切寸	本数	箇所	合計	定尺	割	本数	圧接
41	12.138kg	 400 2760	SD345	D25	3110		1	6500	2	1	
42		 400 2800	SD345	D25	3150		2	6500	2	1	
43		 400 2860	SD345	D25	3210		6	6500	2	3	
44		 400 2875	SD345	D25	3225		6	6500	2	3	
45		 400 2900	SD345	D25	3250		3	6500	2	2	
46		 400 2950	SD345	D25	3300		2	3500	1	2	
47		 400 3000	SD345	D25	3350		6	3500	1	6	
48		 400 3020	SD345	D25	3370		6	3500	1	6	
49		 400 3110	SD345	D25	3460		4	3500	1	4	
50		 400 3150	SD345	D25	3500		3	3500	1	3	
51		 400 3500	SD345	D25	3500		16	3500	1	16	
52		 400 3180	SD345	D25	3530		8	4000	1	8	
53		 400 3185	SD345	D25	3535		18	4000	1	18	
54		 400 3210	SD345	D25	3560		12	4000	1	12	
55		 400 3230	SD345	D25	3580		4	4000	1	4	
56		 1000 2760	SD345	D25	3710		1	4000	1	1	
57		 1000 2850	SD345	D25	3800		3	4000	1	3	
58		 1000 2860	SD345	D25	3810		6	4000	1	6	
59		 400 3460	SD345	D25	3810		6	4000	1	6	
60		 1000 2875	SD345	D25	3825		8	4000	1	8	

	名 称	形 状	径	切寸	本数	箇所	合計	定尺	割	本数	圧接
61	12.138kg		SD345	D25	3900		8	4000	1	8	
62			SD345	D25	3950		7	4000	1	7	
63			SD345	D25	4000		21	4000	1	21	
64			SD345	D25	4090		3	4500	1	3	
65			SD345	D25	4100		4	4500	1	4	
66			SD345	D25	4130		1	4500	1	1	
67			SD345	D25	4160		12	4500	1	12	
68			SD345	D25	4180		4	4500	1	4	
69			SD345	D25	4280		3	4500	1	3	
70			SD345	D25	4500		8	4500	1	8	
71			SD345	D25	4500		10	4500	1	10	
72			SD345	D25	4610		6	5000	1	6	
73			SD345	D25	4720		56	5000	1	56	
74			SD345	D25	5320		34	5500	1	34	
75			SD345	D25	5500		4	5500	1	4	
76			SD345	D25	5860		4	6000	1	4	
77			SD345	D25	6000		10	6000	1	10	
78			SD345	D25	6500		4	6500	1	4	
79			SD345	D25	3470		2	3500	1	2	
80			SD345	D25	6630		3	7000	1	3	

