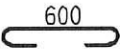






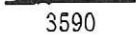


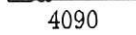
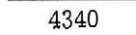




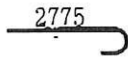
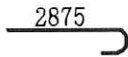




名 称	形 状	径	切寸	本数	箇所	合計	定尺	割	本数	圧接
14工区		SD295A	D13	840		374	6000	7	54	
2		SD345	D25	2570		7	5500	2	4	
3 6/5(金)		SD345	D25	2840		8	6000	2	4	
4 13:00		SD345	D25	2940		4	6000	2	2	
5 お願いはり。		SD345	D25	3070		7	6500	2	4	
6 有)シカヨシ		SD345	D25	3340		30	3500	1	30	
7 小山崎		SD345	D25	3440		8	3500	1	8	
8		SD345	D25	3590		4	4000	1	4	
9		SD345	D25	3840		23	4000	1	23	
10		SD345	D25	4000		6	4000	1	6	
11		SD345	D25	4090		8	4500	1	8	
12		SD345	D25	4340		9	4500	1	9	
13		SD345	D25	4500		75	4500	1	75	
14		SD345	D25	4750		44	5000	1	44	
15		SD345	D25	5000		3	5000	1	3	
16		SD345	D25	2755		2	6000	2	1	
17		SD345	D25	3025		8	6500	2	4	
18		SD345	D25	3125		4	6500	2	2	
19		SD345	D25	3255		2	3500	1	2	
20 4.582		SD345	D25	3525		4	4000	1	4	

