











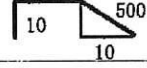
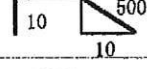
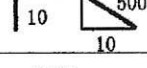
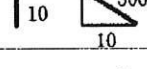






名称	形状	径	切寸	本数	箇所	合計	定尺	割	本数	圧接
1スラブ上筋		SD295A	D10	2000		13				
2		SD295A	D10	2000		12				
3 <i>6/5 13:00</i>		SD295A	D10	1970		4				
4		SD295A	D10	1310		2				
5		SD295A	D10	1130		2				
6		SD295A	D10	2250		27				
7		SD295A	D10	2000		27				
8		SD295A	D13	6500		11				
9		SD295A	D13	6000		2				
10		SD295A	D13	3750		6				
11		SD295A	D13	2250		12				
12		SD295A	D13	2000		14				
13		SD295A	D13	1500		18				
14		SD295A	D13	6000		14				
15		SD295A	D13	5750		22				
16		SD295A	D13	5000		22				
17		SD295A	D13	5000		10				
18		SD295A	D13	4500		6				
19		SD295A	D13	4000		6				
20		SD295A	D13	4000		18				

名 称	形 状	径	切寸	本数	箇所	合計	定尺	割	本数	圧接
21		SD295A	D13	3500		17				
22		SD295A	D13	3000		1				
23		SD295A	D13	2750		6				
24		SD295A	D13	2250		4				
25		SD295A	D13	2000		63				
26		SD295A	D13	4750		6				
27		SD295A	D13	3920		18				
28		SD295A	D13	2060		4				
29		SD295A	D13	1780		14				
30		SD295A	D13	1670		15				
31		SD295A	D13	1400		2				
32		SD295A	D13	1320		2				
33		SD295A	D13	5920		1				
34		SD295A	D13	5250		4				
35		SD295A	D13	5240		2				
36		SD295A	D13	3670		4				
37		SD295A	D13	6000		11				
38		SD295A	D13	5500		2				
39		SD295A	D13	5000		10				
40		SD295A	D13	4000		13				

