



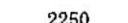

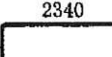



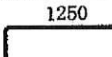











名 称	形 状	径	切寸	本数	箇所	合計	定尺	割	本数	圧接
1		SD295A	D10	2500		5				
2	6/5 	SD295A	D10	1250		18				
3	13:00 	SD295A	D10	1200		6				
4	550	SD295A	D10	2250		7				
5	350	SD295A	D10	1780		10				
6	350	SD295A	D10	1580		30				
7	400	SD295A	D10	1540		7				
8	70	SD295A	D10	1500		7				
9	300	SD295A	D10	3750		7				
10	70	SD295A	D10	1580		7				
11		SD295A	D10	3250		7				
12		SD295A	D10	3000		5				
13		SD295A	D10	1500		5				
14		SD295A	D10	1200		5				
15		SD295A	D10	1150		6				
16		SD295A	D10	3500		11				
17	400	SD295A	D10	1120		8				
18	360	SD295A	D10	1040		1				
19	330	SD295A	D10	980		1				
20	300	SD295A	D10	920		1				

	名 称	形 状	径	切寸	本数	箇所	合計	定尺	割	本数	圧接
21		260  100	SD295A	D10	840		1				
22		230  100	SD295A	D10	780		1				
23		200  100	SD295A	D10	720		1				
24		 2500	SD295A	D13	2500		2				
25		 2250	SD295A	D13	2250		4				
26		 1500	SD295A	D13	1500		2				
27		150  2340	SD295A	D13	2465		1				
28		550 	SD295A	D13	2250		2				
29		200 	SD295A	D13	2000		4				
30		70 	SD295A	D13	1750		6				
31		350  1250	SD295A	D13	1575		2				
32		400  1160	SD295A	D13	1535		2				
33		70 	SD295A	D13	1500		2				
34		250 	SD295A	D13	1500		2				
35		300 	SD295A	D13	1100		8				
36		70  2530 200	SD295A	D13	2750		6				
37		70  2380 300	SD295A	D13	2700		7				
38		70  1250 450	SD295A	D13	1720		14				
39		70  1170 450	SD295A	D13	1640		14				
40		70  1220 300	SD295A	D13	1540		3				

