




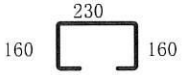






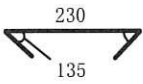
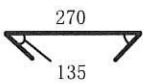
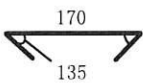





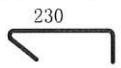
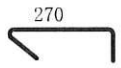
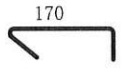






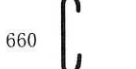

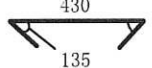
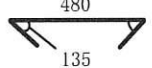
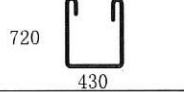

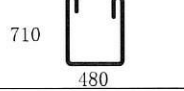
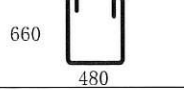
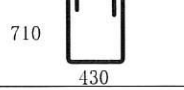


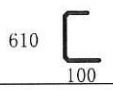





















名 称	形 状	径	切寸	本数	箇所	合計	定尺	割	本数	圧接
16/10-10:00 9:06 竹島9階梁		SD295	D10	3500			24	3500	1	24
2		SD295	D10	4000			28	4000	1	28
3		SD295	D10	4500			4	4500	1	4
4		SD295	D10	2500			4	5000	2	2
5		SD295	D10	1000			2	5000	5	1
6		SD295	D10	700			4	3500	5	1
7		SD295	D10	1200			6	6000	5	2
8		SD295	D10	1320			6	4000	3	2
9		SD295	D10	1250			18	5000	4	5
10		SD295	D10	770			60	4000	5	12
11		SD295	D10	820			60	6000	7	9
12		SD295	D10	730			16	4500	6	3
13		SD295	D10	430			35	4500	10	4
14		SD295	D10	470			105	5000	10	11
15		SD295	D10	370			141	4000	10	15
16		SD295	D10	1450			35	4500	3	12
17		SD295	D10	1490			105	4500	3	35
18		SD295	D10	1530			141	5000	3	47
19		SD295	D10	680			42	3500	5	9
20		SD295	D10	630			9	6500	10	1

切重 530.46 Kg

	名称	形状	径	切寸	本数	箇所	合計	定尺	割	本数	圧接
21	6/10 10:00 竹島9階梁		SD295	D10	430		8	4500	10		1
22			SD295	D10	470		24	5000	10		3
23			SD295	D10	370		31	4000	10		4
24			SD295	D13	580		108	6000	10		11
25			SD295	D13	530		8	5500	10		1
26			SD295	D13	680		4	3500	5		1
27			SD295	D13	980		17	5000	5		4
28			SD295	D13	930		19	5000	5		4
29			SD295	D13	970		513	5000	5	103	
30			SD295	D13	920		513	5000	5	103	
31			SD295	D13	1310		16	4000	3		6
32			SD295	D13	700		38	3500	5		8
33			SD295	D13	750		342	4500	6		57
34			SD295	D13	2030		17	4500	2		9
35			SD295	D13	1930		19	4000	2		10
36			SD295	D13	2060		171	4500	2		86
37			SD295	D13	1960		171	4000	2		86
38			SD295	D13	2010		2	4500	2		1
39			SD295	D16	4500		2	4500	1		2
40			SD295	D16	960		32	5000	5		7

	名 称	形 状	径	切寸	本数	箇所	合計	定尺	割	本数	圧接
41	6/10 10:00 竹島9階梁		SD295 D16	860			32	4500	5	7	
42			SD345 D19	7000			12	7000	1	12	
43			SD345 D19	5500			8	5500	1	8	
44			SD345 D19	6000			2	6000	1	2	
45			SD345 D19	4500			3	4500	1	3	
46			SD345 D19	4500			9	4500	1	9	
47			SD345 D19	4500			3	4500	1	3	
48			SD345 D19	4000			3	4000	1	3	
49			SD345 D19	4500			3	4500	1	3	
50			SD345 D19	4000			3	4000	1	3	
51			SD345 D22	4500			24	4500	1	24	
52			SD345 D22	4500			24	4500	1	24	
53			SD390 D32	7000			40	7000	1	40	
54			SD390 D32	4000			1	4000	1	1	
55			SD390 D32	6000			44	6000	1	44	
56			SD390 D32	3750			10	4000	1	10	
57			SD390 D32	5780			4	6000	1	4	
58			SD390 D32	7000			4	7000	1	4	
59			SD390 D32	7000			4	7000	1	4	
60			SD390 D32	3750			20	4000	1	20	

切重 5859.94 Kg

