




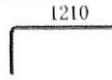




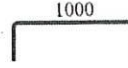







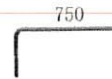


6F (CS/PL/2ニ-) 搬入日5月27日 13:00

| 名称 | 形状 | 径 | 切寸 | 本数 | 箇所 | 合計 | 定尺 | 割本数 | 圧接 |
|----|---|--------|----------|----|----|----|------|-----|----|
| |  | SD295A | D10 800 | | | 10 | 4000 | 5 | 2 |
| |  | SD295A | D10 6000 | | | 25 | 6000 | 1 | 25 |
| |  | SD295A | D10 6500 | | | 11 | 6500 | 1 | 11 |
| |  | SD295A | D10 1350 | | | 7 | 5500 | 4 | 2 |
| |  | SD295A | D10 1600 | | | 74 | 5000 | 3 | 25 |
| |  | SD295A | D10 1750 | | | 17 | 3500 | 2 | 9 |
| |  | SD295A | D10 1880 | | | 10 | 4000 | 2 | 5 |
| |  | SD295A | D10 2000 | | | 12 | 4000 | 2 | 6 |
| |  | SD295A | D10 2250 | | | 5 | 4500 | 2 | 3 |
| |  | SD295A | D10 1350 | | | 6 | 5500 | 4 | 2 |
| |  | SD295A | D10 1500 | | | 4 | 4500 | 3 | 2 |
| |  | SD295A | D10 500 | | | 12 | 5000 | 10 | 2 |
| |  | SD295A | D10 850 | | | 82 | 6000 | 7 | 12 |
| |  | SD295A | D10 1100 | | | 7 | 5500 | 5 | 2 |
| |  | SD295A | D13 800 | | | 1 | 4000 | 5 | 1 |
| |  | SD295A | D13 4750 | | | 1 | 5000 | 1 | 1 |
| |  | SD295A | D13 6000 | | | 12 | 6000 | 1 | 12 |
| |  | SD295A | D13 6500 | | | 5 | 6500 | 1 | 5 |
| |  | SD295A | D13 1350 | | | 2 | 5500 | 4 | 1 |

| 名 称 | 形 状 | 径 | 切寸 | 本数 | 箇所 | 合計 | 定尺 | 割 | 本数 | 圧接 |
|-------------------------|-----|--------|-----|------|----|----|------|----|----|----|
| 1 搬入日5月27日 13:00 | | SD295A | D10 | 2940 | | 1 | 6000 | 2 | | 1 |
| 2 ※1~4 梁追加工事 | | SD295A | D13 | 1840 | | 17 | 4000 | 2 | | 9 |
| 3 | | SD295A | D16 | 3100 | | 2 | 6500 | 2 | | 1 |
| 4 | | SD295A | D16 | 2750 | | 1 | 5500 | 2 | | 1 |
| 5 | | | | | | | | | | |
| 6 | | | | | | | | | | |
| 7 ※7~10 梁スリーブ補強 | | SD295A | D10 | 1600 | | 9 | 5000 | 3 | | 3 |
| 8 | | SD295A | D13 | 1730 | | 15 | 3500 | 2 | | 8 |
| 9 | | SD295A | D13 | 1420 | | 40 | 4500 | 3 | | 14 |
| 10 | | SD295A | D13 | 500 | | 15 | 5000 | 10 | | 2 |
| 11 | | | | | | | | | | |
| 12 | | | | | | | | | | |
| 13 ※13 スラブスリーブ補強 | | SD295A | D13 | 1500 | | 38 | 4500 | 3 | | 13 |
| 14 ※14~16 スラブ荷揚げ開口補強 | | SD295A | D13 | 1300 | | 24 | 4000 | 3 | | 8 |
| 15 | | SD295A | D13 | 6500 | | 24 | 6500 | 1 | | 24 |
| 16 | | SD295A | D13 | 2750 | | 12 | 5500 | 2 | | 6 |
| | | | | | | | | | | |
| | | | | | | | | | | |
| | | | | | | | | | | |
| | | | | | | | | | | |