












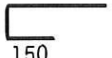
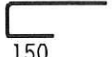





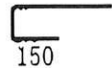
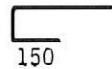
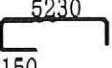
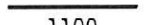
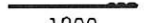




















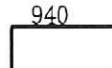











名 称	形 状	径	切寸	本数	箇所	合計	定尺	割	本数	圧接
1	500	SD295A	D10	500		7	5000	10	1	
2	1000	SD295A	D10	1000		15	5000	5	3	
3	1200	SD295A	D10	1200		142	6000	5	29	
4	1250	SD295A	D10	1250		7	5000	4	2	
5	1500	SD295A	D10	1500		43	4500	3	15	
6	2250	SD295A	D10	2250		11	4500	2	6	
7	2500	SD295A	D10	2500		32	5000	2	16	
8	2750	SD295A	D10	2750		49	5500	2	25	
9	3000	SD295A	D10	3000		42	6000	2	21	
10	3250	SD295A	D10	3250		45	6500	2	23	
11	3500	SD295A	D10	3500		11	3500	1	11	
12	3750	SD295A	D10	3750		9	4000	1	9	
13	5000	SD295A	D10	5000		30	5000	1	30	
14	5750	SD295A	D10	5750		33	6000	1	33	
15	550	SD295A	D10	700		3	3500	5	1	
16	150	SD295A	D10	1250		10	5000	4	3	
17	150	SD295A	D10	1500		4	4500	3	2	
18	150	SD295A	D10	1750		14	3500	2	7	
19	150	SD295A	D10	1850		10	4000	2	5	
20	350	SD295A	D10	2000		6	4000	2	3	

名 称	形 状	径	切寸	本数	箇所	合計	定尺	割	本数	圧接
21	150 	SD295A	D10	2000		9	4000	2	5	
22	5/26 (X') 150 	SD295A	D10	2250		8	4500	2	4	
23	(5:) 0 150 	SD295A	D10	2750		7	5500	2	4	
24	350 	SD295A	D10	3000		6	6000	2	3	
25	150 	SD295A	D10	3000		2	6000	2	1	
26	150 	SD295A	D10	3500		7	3500	1	7	
27	150 	SD295A	D10	3750		1	4000	1	1	
28	350 	SD295A	D10	3750		6	4000	1	6	
29	150 	SD295A	D10	5250		8	5500	1	8	
30	150 	SD295A	D10	6250		30	6500	1	30	
31	940 	SD295A	D10	1200		11	6000	5	3	
32	2430 250 	SD295A	D10	2700		8	5500	2	4	
33	3240 250 	SD295A	D10	3500		4	3500	1	4	
34	265  150	SD295A	D10	1300		7	4000	3	3	
35	290  150	SD295A	D10	1350		8	5500	4	2	
36	255  150	SD295A	D10	1400		10	4500	3	4	
37	265  150	SD295A	D10	1750		10	3500	2	5	
38	290  150	SD295A	D10	2100		4	4500	2	2	
39	255  150	SD295A	D10	2250		4	4500	2	2	
40	290  150	SD295A	D10	2250		1	4500	2	1	

	名 称	形 状	径	切寸	本数	箇所	合計	定尺	割	本数	圧接
41		265  150	SD295A	D10	2500		4	5000	2	2	
42	5/26 (X)	290  150	SD295A	D10	2750		4	5500	2	2	
43	15:70	265  150	SD295A	D10	5750		5	6000	1	5	
44		 1100	SD295A	D13	1100		120	5500	5	24	
45		 1200	SD295A	D13	1200		50	6000	5	10	
46		 1500	SD295A	D13	1500		60	4500	3	20	
47		 2000	SD295A	D13	2000		50	4000	2	25	
48		 3500	SD295A	D13	3500		17	3500	1	17	
49		 4000	SD295A	D13	4000		2	4000	1	2	
50		 5000	SD295A	D13	5000		30	5000	1	30	
51		550 	SD295A	D13	700		4	3500	5	1	
52		150 	SD295A	D13	1250		11	5000	4	3	
53		150 	SD295A	D13	1750		6	3500	2	3	
54		150 	SD295A	D13	2000		19	4000	2	10	
55		450 	SD295A	D13	2250		6	4500	2	3	
56		150 	SD295A	D13	2250		14	4500	2	7	
57		150 	SD295A	D13	2500		6	5000	2	3	
58		250 	SD295A	D13	2750		12	5500	2	6	
59		150 	SD295A	D13	3000		4	6000	2	2	
60		450 	SD295A	D13	3250		4	6500	2	2	

名 称	形 状	径	切寸	本数	箇所	合計	定尺	割	本数	圧接
61	250 	SD295A	D13 3250			3	6500	2	2	
62	5/26 (4) 150 	SD295A	D13 3750			4	4000	1	4	
63	15:30 450 	SD295A	D13 4000			7	4000	1	7	
64	150 	SD295A	D13 6250			5	6500	1	5	
65	940 	SD295A	D13 1300			6	4000	3	2	
66	940 	SD295A	D13 1400			8	4500	3	3	
67	2430 250 	SD295A	D13 2800			8	6000	2	4	
68	3240 250 	SD295A	D13 3600			1	4000	1	1	
69	290  150	SD295A	D13 2250			1	4500	2	1	
70	255  150	SD295A	D13 2350			6	5000	2	3	
71	265  150	SD295A	D13 2500			6	5000	2	3	
72	290  150	SD295A	D13 2750			4	5500	2	2	
73	5230 265  150	SD295A	D13 5850			1	6000	1	1	
74	1500 	SD295A	D16 1500			30	4500	3	10	
75	3000 	SD295A	D16 3000			2	6000	2	1	