


















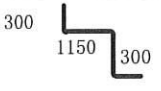
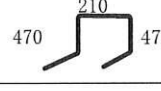





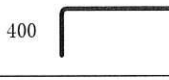
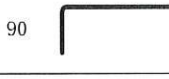
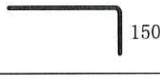





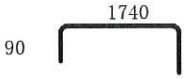









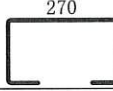
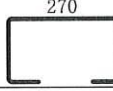










|    | 名 称                      | 形 状   | 径     | 切寸  | 本数   | 箇所 | 合計 | 定尺   | 割  | 本数 | 圧接 |
|----|--------------------------|---|-------|-----|------|----|----|------|----|----|----|
| 1  | CS1 (㊸)<br>階段スラブ (X8~X9) |   |       |     |      |    |    |      |    |    |    |
| 2  |                          |        | SD295 | D10 | 1600 |    | 9  | 5000 | 3  | 3  |    |
| 3  |                          |        | SD295 | D10 | 2250 |    | 78 | 4500 | 2  | 39 |    |
| 4  |                          |        | SD295 | D10 | 4500 |    | 8  | 4500 | 1  | 8  |    |
| 5  |                          |        | SD295 | D10 | 6000 |    | 47 | 6000 | 1  | 47 |    |
| 6  |                          |        | SD295 | D10 | 6500 |    | 7  | 6500 | 1  | 7  |    |
| 7  |                          | 90     | SD295 | D10 | 6000 |    | 7  | 6000 | 1  | 7  |    |
| 8  |                          | 300    | SD295 | D10 | 6000 |    | 8  | 6000 | 1  | 8  |    |
| 9  |                          | 540   | SD295 | D10 | 1200 |    | 1  | 6000 | 5  | 1  |    |
| 10 |                          | 550  | SD295 | D10 | 1800 |    | 9  | 5500 | 3  | 3  |    |
| 11 |                          | 550  | SD295 | D10 | 2100 |    | 2  | 4500 | 2  | 1  |    |
| 12 |                          | 350  | SD295 | D10 | 2550 |    | 16 | 5500 | 2  | 8  |    |
| 13 |                          | 550  | SD295 | D10 | 2750 |    | 79 | 5500 | 2  | 40 |    |
| 14 |                          | 550  | SD295 | D10 | 3000 |    | 18 | 6000 | 2  | 9  |    |
| 15 |                          | 540  | SD295 | D10 | 4700 |    | 5  | 5000 | 1  | 5  |    |
| 16 |                          | 540  | SD295 | D10 | 5000 |    | 6  | 5000 | 1  | 6  |    |
| 17 |                          | 350  | SD295 | D10 | 6000 |    | 1  | 6000 | 1  | 1  |    |
| 18 |                          | 530  | SD295 | D10 | 880  |    | 42 | 4500 | 5  | 9  |    |
| 19 |                          | 600  | SD295 | D10 | 5000 |    | 6  | 5000 | 1  | 6  |    |
| 20 |                          | 100  | SD295 | D10 | 420  |    | 50 | 4500 | 10 | 5  |    |

|    | 名 称                       | 形 状   | 径     | 切寸  | 本数   | 箇所 | 合計  | 定尺   | 割 | 本数 | 圧接 |
|----|---------------------------|---|-------|-----|------|----|-----|------|---|----|----|
| 21 | CS1 (13)<br>階段スラブ (X8~X9) |    | SD295 | D10 | 2870 |    | 6   | 6000 | 2 |    | 3  |
| 22 |                           |    | SD295 | D10 | 2750 |    | 39  | 5500 | 2 |    | 20 |
| 23 |                           |   |       |     |      |    |     |      |   |    |    |
| 24 |                           |    | SD295 | D13 | 2500 |    | 8   | 5000 | 2 |    | 4  |
| 25 |                           |    | SD295 | D13 | 6000 |    | 11  | 6000 | 1 |    | 11 |
| 26 |                           |    | SD295 | D13 | 6500 |    | 1   | 6500 | 1 |    | 1  |
| 27 |                           |    | SD295 | D13 | 1100 |    | 18  | 5500 | 5 |    | 4  |
| 28 |                           |    | SD295 | D13 | 2000 |    | 2   | 4000 | 2 |    | 1  |
| 29 |                           |   | SD295 | D13 | 3250 |    | 9   | 6500 | 2 |    | 5  |
| 30 |                           |  | SD295 | D13 | 6000 |    | 1   | 6000 | 1 |    | 1  |
| 31 |                           |  | SD295 | D13 | 2500 |    | 13  | 5000 | 2 |    | 7  |
| 32 |                           |  | SD295 | D13 | 2750 |    | 7   | 5500 | 2 |    | 4  |
| 33 |                           |  | SD295 | D13 | 3000 |    | 6   | 6000 | 2 |    | 3  |
| 34 |                           |  | SD295 | D13 | 4700 |    | 2   | 5000 | 1 |    | 2  |
| 35 |                           |  | SD295 | D13 | 6000 |    | 1   | 6000 | 1 |    | 1  |
| 36 |                           |  | SD295 | D13 | 6500 |    | 1   | 6500 | 1 |    | 1  |
| 37 |                           |  | SD295 | D13 | 2420 |    | 157 | 5000 | 2 |    | 79 |
| 38 |                           |  | SD295 | D13 | 3150 |    | 18  | 6500 | 2 |    | 9  |
| 39 |                           |  | SD295 | D13 | 3200 |    | 16  | 6500 | 2 |    | 8  |
| 40 |                           |  | SD295 | D13 | 5000 |    | 2   | 5000 | 1 |    | 2  |



|    | 名 称      | 形 状   | 径     | 切寸  | 本数   | 箇所 | 合計  | 定尺   | 割 | 本数 | 圧接 |
|----|----------|---|-------|-----|------|----|-----|------|---|----|----|
|    | 1R階梁増し打ち |   |       |     |      |    |     |      |   |    |    |
| 2  |          |    | SD295 | D10 | 970  |    | 20  | 5000 | 5 |    | 4  |
| 3  |          |    | SD295 | D10 | 1200 |    | 40  | 6000 | 5 |    | 8  |
| 4  |          |    | SD295 | D10 | 1220 |    | 120 | 5000 | 4 |    | 30 |
| 5  |          |    | SD295 | D10 | 1350 |    | 35  | 5500 | 4 |    | 9  |
| 6  |          |   |       |     |      |    |     |      |   |    |    |
| 7  |          |    | SD295 | D13 | 730  |    | 6   | 4500 | 6 |    | 1  |
| 8  |          |    | SD295 | D13 | 750  |    | 20  | 4500 | 6 |    | 4  |
| 9  |          |   | SD295 | D13 | 790  |    | 2   | 4000 | 5 |    | 1  |
| 10 |          |  | SD295 | D13 | 830  |    | 5   | 6000 | 7 |    | 1  |
| 11 |          |   |       |     |      |    |     |      |   |    |    |
| 12 |          |  | SD295 | D13 | 1000 |    | 9   | 5000 | 5 |    | 2  |
| 13 |          |  | SD295 | D13 | 1210 |    | 16  | 5000 | 4 |    | 4  |
| 14 |          |  | SD295 | D13 | 1300 |    | 81  | 4000 | 3 |    | 27 |
| 15 |          |  | SD295 | D13 | 1380 |    | 21  | 4500 | 3 |    | 7  |
| 16 |          |  | SD295 | D13 | 1500 |    | 293 | 4500 | 3 |    | 98 |
| 17 |          |  | SD295 | D13 | 1550 |    | 41  | 5000 | 3 |    | 14 |
| 18 |          |   |       |     |      |    |     |      |   |    |    |
| 19 |          |  | SD295 | D16 | 3000 |    | 2   | 6000 | 2 |    | 1  |
| 20 |          |  | SD295 | D16 | 4000 |    | 2   | 4000 | 1 |    | 2  |

