






























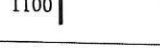










名 称	形 状	径	切寸	本数	箇所	合計	定尺	割	本数	圧接
1 基礎1工区① 後行梁筋①	 2000	SD295A	D10	2000			12	4000	2	6
2 6/3 13:00	 2500	SD295A	D10	2500			24	5000	2	12
3	 3000	SD295A	D10	3000			18	6000	2	9
4	 3500	SD295A	D10	3500			6	3500	1	6
5	 6000	SD295A	D10	6000			6	6000	1	6
6	 3000	SD295A	D13	3000			12	6000	2	6
7	 3500	SD295A	D13	3500			24	3500	1	24
8	 4500	SD295A	D13	4500			12	4500	1	12
9	 4500	SD295A	D16	4500			4	4500	1	4
10	 6000	SD295A	D16	6000			2	6000	1	2
11	 6500	SD295A	D16	6500			2	6500	1	2
12	 2000	SD345	D25	2000			1	4000	2	1
13	 2500	SD345	D25	2500			1	5000	2	1
14	 3000	SD345	D25	3000			1	6000	2	1
15	 3500	SD345	D25	3500			1	3500	1	1
16	 4000	SD345	D25	4000			6	4000	1	6
17	 4500	SD345	D25	4500			8	4500	1	8
18	 5000	SD345	D25	5000			3	5000	1	3
19	 5500	SD345	D25	5500			16	5500	1	16
20	 5750	SD345	D25	5750			1	6000	1	1

名 称	形 状	径	切寸	本数	箇所	合計	定尺	割	本数	圧接
21 基礎1工区① 後行梁筋①	 6000	SD345	D25	6000			25	6000	1	25
22	 6250	SD345	D25	6250			1	6500	1	1
23	 6500	SD345	D25	6500			10	6500	1	10
24	 7000	SD345	D25	7000			1	7000	1	1
25	 7500	SD345	D25	7500			31	7500	1	31
26	 500	SD345	D25	1500			1	4500	3	1
27	 500	SD345	D25	2000			6	4000	2	3
28	 1100	SD345	D25	2500			2	5000	2	1
29	 500	SD345	D25	2500			5	5000	2	3
30	 1100	SD345	D25	3000			2	6000	2	1
31	 1100	SD345	D25	3500			3	3500	1	3
32	 1100	SD345	D25	4000			17	4000	1	17
33	 500	SD345	D25	4250			1	4500	1	1
34	 1100	SD345	D25	4500			12	4500	1	12
35	 500	SD345	D25	4750			1	5000	1	1
36	 1100	SD345	D25	5000			2	5000	1	2
37	 500	SD345	D25	5000			1	5000	1	1
38	 1100	SD345	D25	5250			1	5500	1	1
39	 500	SD345	D25	5500			12	5500	1	12
40	 1100	SD345	D25	5500			2	5500	1	2

