




































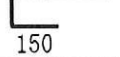
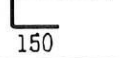

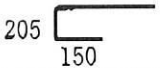
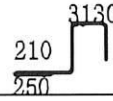
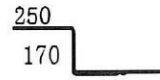
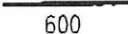

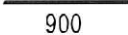
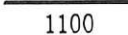
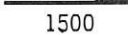

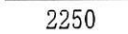








































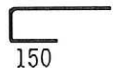
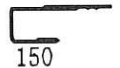
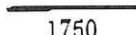
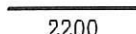
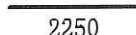





名 称	形 状	径	切寸	本数	箇所	合計	定尺	割	本数	圧接
15工区	600	SD295A	D10	600		3	6000	10	1	
2	640	SD295A	D10	640		3	6500	10	1	
3 5/22 (金)	900	SD295A	D10	900		3	4500	5	1	
4 8:30 搬入	1250	SD295A	D10	1250		130	5000	4	33	
5 お風呂のほう	1500	SD295A	D10	1500		224	4500	3	75	
6 お風呂のほう	1750	SD295A	D10	1750		188	3500	2	94	
7 お風呂	2000	SD295A	D10	2000		161	4000	2	81	
8	2250	SD295A	D10	2250		513	4500	2	257	
9	2450	SD295A	D10	2450		20	5000	2	10	
10	2500	SD295A	D10	2500		251	5000	2	126	
11	2750	SD295A	D10	2750		161	5500	2	81	
12	3000	SD295A	D10	3000		37	6000	2	19	
13	3250	SD295A	D10	3250		29	6500	2	15	
14	3500	SD295A	D10	3500		47	3500	1	47	
15	3750	SD295A	D10	3750		52	4000	1	52	
16	4000	SD295A	D10	4000		5	4000	1	5	
17	4250	SD295A	D10	4250		244	4500	1	244	
18	4500	SD295A	D10	4500		87	4500	1	87	
19	4750	SD295A	D10	4750		26	5000	1	26	
20 10997	5000	SD295A	D10	5000		114	5000	1	114	

	名 称	形 状	径	切寸	本数	箇所	合計	定尺	割	本数	圧接
21	5工区	 5250	SD295A	D10	5250		37	5500	1	37	
22	5/22(全)	 5500	SD295A	D10	5500		138	5500	1	138	
23	R=30	 790	SD295A	D10	930		3	5000	5	1	
24		 150	SD295A	D10	1100		12	5500	5	3	
25		 150	SD295A	D10	1750		51	3500	2	26	
26		 150	SD295A	D10	2000		73	4000	2	37	
27		 150	SD295A	D10	2050		23	4500	2	12	
28		 350	SD295A	D10	2250		13	4500	2	7	
29		 150	SD295A	D10	2250		51	4500	2	26	
30		 150	SD295A	D10	2500		78	5000	2	39	
31		 350	SD295A	D10	2500		17	5000	2	9	
32		 150	SD295A	D10	2550		5	5500	2	3	
33		 150	SD295A	D10	2600		11	5500	2	6	
34		 150	SD295A	D10	2750		7	5500	2	4	
35		 350	SD295A	D10	2750		13	5500	2	7	
36		 200	SD295A	D10	2750		5	5500	2	3	
37		 150	SD295A	D10	3000		15	6000	2	8	
38		 200	SD295A	D10	3000		8	6000	2	4	
39		 150	SD295A	D10	3250		24	6500	2	12	
40		 200	SD295A	D10	3250		13	6500	2	7	

	名 称	形 状	径	切寸	本数	箇所	合計	定尺	割	本数	圧接
41	5工区	150 	SD295A	D10	3750		10	4000	1	10	
42	5/22 (金)	150 	SD295A	D10	4350		10	4500	1	10	
43	8=30	150 	SD295A	D10	4500		16	4500	1	16	
44		150 	SD295A	D10	4750		14	5000	1	14	
45		150 	SD295A	D10	5000		9	5000	1	9	
46		350 	SD295A	D10	5000		8	5000	1	8	
47		150 	SD295A	D10	5250		14	5500	1	14	
48		350 	SD295A	D10	5250		7	5500	1	7	
49		150 	SD295A	D10	5500		3	5500	1	3	
50		350 	SD295A	D10	5750		6	6000	1	6	
51		150 	SD295A	D10	6000		41	6000	1	41	
52		1310 	SD295A	D10	1600		11	5000	3	4	
53		1840 	SD295A	D10	2120		21	4500	2	11	
54		1840 	SD295A	D10	2480		10	5000	2	5	
55		2030 	SD295A	D10	2500		11	5000	2	6	
56		2690 	SD295A	D10	2890		20	6000	2	10	
57		3050 	SD295A	D10	3350		10	3500	1	10	
58		230  150	SD295A	D10	1100		25	5500	5	5	
59		230  150	SD295A	D10	2250		12	4500	2	6	
60		205  150	SD295A	D10	2750		10	5500	2	5	

名 称	形 状	径	切寸	本数	箇所	合計	定尺	割	本数	圧接
61 5工区		SD295A	D10	3650		24	4000	1	24	
62 5/22 (全)		SD295A	D10	3700		14	4000	1	14	
63 8:30		SD295A	D10	3450		18	3500	1	18	
64		SD295A	D13	600		2	6000	10	1	
65		SD295A	D13	640		2	6500	10	1	
66		SD295A	D13	900		2	4500	5	1	
67		SD295A	D13	1100		516	5500	5	104	
68		SD295A	D13	1500		300	4500	3	100	
69		SD295A	D13	1750		269	3500	2	135	
70		SD295A	D13	2250		113	4500	2	57	
71		SD295A	D13	2500		158	5000	2	79	
72		SD295A	D13	2750		125	5500	2	63	
73		SD295A	D13	3000		39	6000	2	20	
74		SD295A	D13	3250		29	6500	2	15	
75		SD295A	D13	3500		16	3500	1	16	
76		SD295A	D13	3750		17	4000	1	17	
77		SD295A	D13	4250		20	4500	1	20	
78		SD295A	D13	5000		146	5000	1	146	
79		SD295A	D13	5500		23	5500	1	23	
80		SD295A	D13	6000		29	6000	1	29	

	名 称	形 状	径	切寸	本数	箇所	合計	定尺	割	本数	圧接
81	5区		SD295A	D13	920		2	5000	5	1	
82	5/22 (A)		SD295A	D13	1100		13	5500	5	3	
83	8:30		SD295A	D13	1750		22	3500	2	11	
84			SD295A	D13	1750		4	3500	2	2	
85			SD295A	D13	2250		13	4500	2	7	
86			SD295A	D13	2500		13	5000	2	7	
87			SD295A	D13	2500		16	5000	2	8	
88			SD295A	D13	2550		5	5500	2	3	
89			SD295A	D13	2600		11	5500	2	6	
90			SD295A	D13	2750		71	5500	2	36	
91			SD295A	D13	2750		6	5500	2	3	
92			SD295A	D13	2750		17	5500	2	9	
93			SD295A	D13	3000		15	6000	2	8	
94			SD295A	D13	3000		14	6000	2	7	
95			SD295A	D13	3000		2	6000	2	1	
96			SD295A	D13	3250		24	6500	2	12	
97			SD295A	D13	3500		13	3500	1	13	
98			SD295A	D13	3750		14	4000	1	14	
99			SD295A	D13	4750		17	5000	1	17	
100			SD295A	D13	4750		5	5000	1	5	

名称	形状	径	切寸	本数	箇所	合計	定尺	割	本数	圧接
101 5工区	450 	SD295A	D13	5000		2	5000	1	2	
102 5/22 (金)	150 	SD295A	D13	5500		24	5500	1	24	
103 8:30	450 	SD295A	D13	5500		2	5500	1	2	
104	150 	SD295A	D13	6000		57	6000	1	57	
105	450 	SD295A	D13	6000		8	6000	1	8	
106	1310 	SD295A	D13	1660		12	5000	3	4	
107	2030 	SD295A	D13	2500		12	5000	2	6	
108	1840 	SD295A	D13	2660		11	5500	2	6	
109	3050 	SD295A	D13	3350		10	3500	1	10	
110	230  150	SD295A	D13	2250		13	4500	2	7	
111	205  150	SD295A	D13	2750		14	5500	2	7	
112	1750 	SD295A	D16	1750		12	3500	2	6	
113	2200 	SD295A	D16	2200		12	4500	2	6	
114	2250 	SD295A	D16	2250		9	4500	2	5	
115	2500 	SD295A	D16	2500		12	5000	2	6	
116	200 	SD295A	D16	2000		13	4000	2	7	
117	200 	SD295A	D16	2750		9	5500	2	5	
118	1830 	SD295A	D16	2700		13	5500	2	7	
119	2190 	SD295A	D16	2750		12	5500	2	6	