



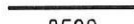
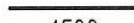


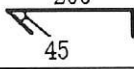
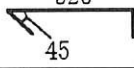
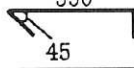
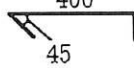
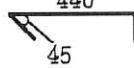
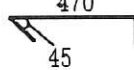
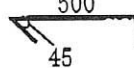


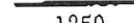
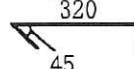
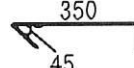
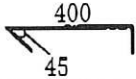
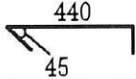
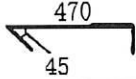
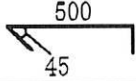
















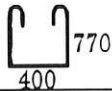
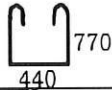
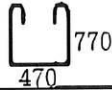
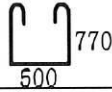
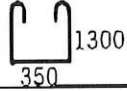
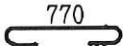
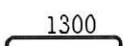






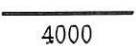
















































名 称	形 状	径	切寸	本数	箇所	合計	定尺	割	本数	圧接
12-2工区	 1250	SD295A	D10	1250		4	5000	4	1	
2	 1500	SD295A	D10	1500		4	4500	3	2	
3 6/3 (水)	 2250	SD295A	D10	2250		6	4500	2	3	
4 15:30	 2500	SD295A	D10	2500		4	5000	2	2	
5 お頭いしり	 3500	SD295A	D10	3500		4	3500	1	4	
6 南 900シ	 4500	SD295A	D10	4500		18	4500	1	18	
7 小 16号	 5000	SD295A	D10	5000		24	5000	1	24	
8	 5500	SD295A	D10	5500		16	5500	1	16	
9	 200 45	SD295A	D10	380		55	4000	10	6	
10	 320 45	SD295A	D10	500		14	5000	10	2	
11	 350 45	SD295A	D10	530		28	5500	10	3	
12	 400 45	SD295A	D10	580		35	6000	10	4	
13	 440 45	SD295A	D10	620		71	6500	10	8	
14	 470 45	SD295A	D10	650		36	6500	10	4	
15	 500 45	SD295A	D10	680		20	3500	5	4	
16	 400 200	SD295A	D10	1170		21	6000	5	5	
17	 600 200	SD295A	D10	1570		27	5000	3	9	
18	 1250	SD295A	D13	1250		36	5000	4	9	
19	 320 45	SD295A	D13	560		53	6000	10	6	
20 8960	 350 45	SD295A	D13	590		94	6000	10	10	

名称	形状	径	切寸	本数	箇所	合計	定尺	割	本数	圧接
21 2-2工区		SD295A	D13	640		60	6500	10	6	
22 6/3 (7c)		SD295A	D13	680		307	3500	5	62	
23 1.5:3.0		SD295A	D13	710		88	4500	6	15	
24		SD295A	D13	740		83	4500	6	14	
25		SD295A	D13	800		1	4000	5	1	
26		SD295A	D13	830		1	6000	7	1	
27		SD295A	D13	850		1	6000	7	1	
28		SD295A	D13	880		2	4500	5	1	
29		SD295A	D13	900		3	4500	5	1	
30		SD295A	D13	1030		1	6500	6	1	
31		SD295A	D13	1050		1	6500	6	1	
32		SD295A	D13	1180		1	6000	5	1	
33		SD295A	D13	1200		1	6000	5	1	
34		SD295A	D13	1290		1	4000	3	1	
35		SD295A	D13	1330		2	4000	3	1	
36		SD295A	D13	1350		3	5500	4	1	
37		SD295A	D13	1580		25	5000	3	9	
38		SD295A	D13	1800		27	5500	3	9	
39		SD295A	D13	2060		53	4500	2	27	
40		SD295A	D13	2090		50	4500	2	25	

名 称	形 状	径	切寸	本数	箇所	合計	定尺	割	本数	圧接
41 2-2工区	 770 400	SD295A	D13	2140		33	4500	2	17	
42 6/3(水)	 770 440	SD295A	D13	2180		282	4500	2	141	
43 15:30	 770 470	SD295A	D13	2210		88	4500	2	44	
44	 770 500	SD295A	D13	2240		83	4500	2	42	
45	 1300 350	SD295A	D13	3150		44	6500	2	22	
46	 770	SD295A	D13	1010		1058	6500	6	177	
47	 1300	SD295A	D13	1540		88	5000	3	30	
48	 5000	SD345	D22	5000		3	5000	1	3	
49	250 	SD345	D22	1250		6	5000	4	2	
50	300 	SD345	D22	3000		3	6000	2	2	
51	300 	SD345	D22	3500		3	3500	1	3	
52	250 	SD345	D22	4500		3	4500	1	3	
53	250 	SD345	D22	5500		3	5500	1	3	
54	 4000	SD345	D25	4000		2	4000	1	2	
55	 5000	SD345	D25	5000		2	5000	1	2	
56	 5500	SD345	D25	5500		15	5500	1	15	
57	 6000	SD345	D25	6000		16	6000	1	16	
58	 6500	SD345	D25	6500		2	6500	1	2	
59	 7000	SD345	D25	7000		2	7000	1	2	
60	300 	SD345	D25	1000		3	5000	5	1	

名 称	形 状	径	切寸	本数	箇所	合計	定尺	割	本数	圧接
61 2-2工区	300 	SD345	D25	1250			5	5000	4	2
62 6/3 (水)	300 	SD345	D25	1500			2	4500	3	1
63 15:30	300 	SD345	D25	2000			3	4000	2	2
64	300 	SD345	D25	2250			18	4500	2	9
65	400 	SD345	D25	2250			3	4500	2	2
66	300 	SD345	D25	2500			13	5000	2	7
67	400 	SD345	D25	2500			24	5000	2	12
68	300 	SD345	D25	2750			9	5500	2	5
69	400 	SD345	D25	2750			2	5500	2	1
70	500 	SD345	D25	2750			3	5500	2	2
71	300 	SD345	D25	3000			19	6000	2	10
72	500 	SD345	D25	3000			2	6000	2	1
73	400 	SD345	D25	3000			28	6000	2	14
74	850 	SD345	D25	3000			9	6000	2	5
75	300 	SD345	D25	3250			5	6500	2	3
76	500 	SD345	D25	3250			3	6500	2	2
77	400 	SD345	D25	3250			1	6500	2	1
78	500 	SD345	D25	3500			1	3500	1	1
79	300 	SD345	D25	3500			13	3500	1	13
80	850 	SD345	D25	3500			6	3500	1	6

	名 称	形 状	径	切寸	本数	箇所	合計	定尺	割	本数	圧接
81	2-2工区	400 	SD345	D25	3500		27	3500	1	27	
82	6/3 (2/c)	300 	SD345	D25	3750		1	4000	1	1	
83	15:30	500 	SD345	D25	3750		1	4000	1	1	
84		400 	SD345	D25	3750		1	4000	1	1	
85		500 	SD345	D25	4000		1	4000	1	1	
86		850 	SD345	D25	4000		9	4000	1	9	
87		300 	SD345	D25	4000		8	4000	1	8	
88		400 	SD345	D25	4000		15	4000	1	15	
89		500 	SD345	D25	4500		6	4500	1	6	
90		400 	SD345	D25	4500		12	4500	1	12	
91		300 	SD345	D25	4500		1	4500	1	1	
92		300 	SD345	D25	5000		8	5000	1	8	
93		500 	SD345	D25	5000		3	5000	1	3	
94		300 	SD345	D25	5500		14	5500	1	14	
95		500 	SD345	D25	5500		1	5500	1	1	
96		300 	SD345	D25	6000		10	6000	1	10	
97		500 	SD345	D25	6500		4	6500	1	4	
98		300 	SD345	D25	6500		1	6500	1	1	
99		500 	SD345	D25	7000		3	7000	1	3	
100		300 	SD345	D25	7000		3	7000	1	3	

