




















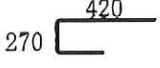
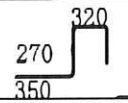
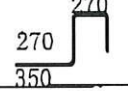
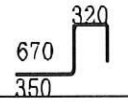
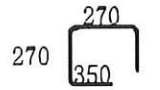
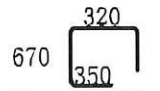
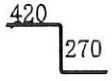
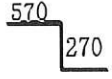

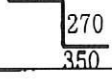
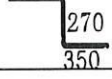
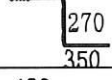
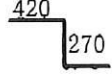

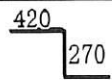

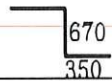
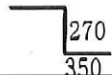


| 名 称 | 形 状 | 径 | 切寸 | 本数 | 箇所 | 合計 | 定尺 | 割 | 本数 | 圧接 |
|--------------|-----|--------|----------|----|----|-----|------|---|----|----|
| 15工区 機械基礎 | 350 | SD295A | D10 1600 | | | 1 | 5000 | 3 | 1 | |
| 2 | 350 | SD295A | D10 1700 | | | 1 | 3500 | 2 | 1 | |
| 3 5/22(全) | 270 | SD295A | D10 910 | | | 11 | 5000 | 5 | 3 | |
| 4 8:30 | 270 | SD295A | D10 1250 | | | 27 | 5000 | 4 | 7 | |
| 5 | 270 | SD295A | D10 1300 | | | 19 | 4000 | 3 | 7 | |
| 6 | 270 | SD295A | D10 1400 | | | 22 | 4500 | 3 | 8 | |
| 7 | 270 | SD295A | D10 1400 | | | 13 | 4500 | 3 | 5 | |
| 8 | 270 | SD295A | D10 840 | | | 7 | 6000 | 7 | 1 | |
| 9 | 270 | SD295A | D10 870 | | | 7 | 4500 | 5 | 2 | |
| 10 | 270 | SD295A | D10 890 | | | 48 | 4500 | 5 | 10 | |
| 11 | 670 | SD295A | D10 1290 | | | 133 | 4000 | 3 | 45 | |
| 12 | 270 | SD295A | D10 870 | | | 14 | 4500 | 5 | 3 | |
| 13 | 670 | SD295A | D10 1290 | | | 19 | 4000 | 3 | 7 | |
| 14 | 420 | SD295A | D10 910 | | | 11 | 5000 | 5 | 3 | |
| 15 | 270 | SD295A | D10 1050 | | | 6 | 6500 | 6 | 1 | |
| 16 | 270 | SD295A | D10 1150 | | | 18 | 3500 | 3 | 6 | |
| 17 | 270 | SD295A | D10 1200 | | | 2 | 6000 | 5 | 1 | |
| 18 | 270 | SD295A | D10 1250 | | | 49 | 5000 | 4 | 13 | |
| 19 | 420 | SD295A | D10 1300 | | | 19 | 4000 | 3 | 7 | |
| 20 911 | 270 | SD295A | D10 1300 | | | 66 | 4000 | 3 | 22 | |

| 名 称 | 形 状 | 径 | 切寸 | 本数 | 箇所 | 合計 | 定尺 | 割 | 本数 | 圧接 |
|----------------|---|--------|-----|------|----|----|------|---|----|----|
| 21 5工区 機械基礎 |  | SD295A | D10 | 1400 | | 22 | 4500 | 3 | 8 | |
| 22 5/22 (金) |  | SD295A | D10 | 1400 | | 13 | 4500 | 3 | 5 | |
| 23 8:30 |  | SD295A | D10 | 1450 | | 96 | 4500 | 3 | 32 | |
| 24 |  | SD295A | D10 | 1500 | | 2 | 4500 | 3 | 1 | |
| 25 |  | SD295A | D10 | 1550 | | 2 | 5000 | 3 | 1 | |
| 26 |  | SD295A | D10 | 1650 | | 1 | 5000 | 3 | 1 | |
| 27 |  | SD295A | D10 | 1700 | | 10 | 3500 | 2 | 5 | |
| 28 |  | SD295A | D10 | 1800 | | 10 | 5500 | 3 | 4 | |
| 29 |  | SD295A | D10 | 1850 | | 3 | 4000 | 2 | 2 | |
| 30 |  | SD295A | D10 | 1950 | | 16 | 4000 | 2 | 8 | |
| 31 |  | SD295A | D10 | 2000 | | 10 | 4000 | 2 | 5 | |
| 32 |  | SD295A | D10 | 2050 | | 12 | 4500 | 2 | 6 | |
| 33 |  | SD295A | D10 | 2800 | | 10 | 6000 | 2 | 5 | |
| 34 |  | SD295A | D10 | 2950 | | 12 | 6000 | 2 | 6 | |
| 35 |  | SD295A | D10 | 3050 | | 8 | 6500 | 2 | 4 | |
| 36 |  | SD295A | D10 | 3500 | | 8 | 3500 | 1 | 8 | |
| 37 |  | SD295A | D13 | 1700 | | 2 | 3500 | 2 | 1 | |
| 38 |  | SD295A | D13 | 1850 | | 2 | 4000 | 2 | 1 | |
| 39 |  | SD295A | D13 | 1000 | | 2 | 5000 | 5 | 1 | |
| 40 | | SD295A | D13 | 1400 | | 2 | 4500 | 3 | 1 | |

| 名 称 | 形 状 | 径 | 切寸 | 本数 | 箇所 | 合計 | 定尺 | 割 | 本数 | 圧接 |
|----------------|---|--------|-----|------|----|----|------|---|----|----|
| 41 5工区 機械基礎 |  | SD295A | D13 | 1450 | | 2 | 4500 | 3 | 1 | |
| 42 5/22(全) |  | SD295A | D13 | 1450 | | 2 | 4500 | 3 | 1 | |
| 43 f:30 |  | SD295A | D13 | 1550 | | 2 | 5000 | 3 | 1 | |
| 44 |  | SD295A | D13 | 1040 | | 12 | 6500 | 6 | 2 | |
| 45 |  | SD295A | D13 | 1040 | | 4 | 6500 | 6 | 1 | |
| 46 |  | SD295A | D13 | 1440 | | 14 | 4500 | 3 | 5 | |
| 47 |  | SD295A | D13 | 1040 | | 4 | 6500 | 6 | 1 | |
| 48 |  | SD295A | D13 | 1440 | | 2 | 4500 | 3 | 1 | |
| 49 |  | SD295A | D13 | 1000 | | 2 | 5000 | 5 | 1 | |
| 50 |  | SD295A | D13 | 1140 | | 4 | 3500 | 3 | 2 | |
| 51 |  | SD295A | D13 | 1200 | | 4 | 6000 | 5 | 1 | |
| 52 |  | SD295A | D13 | 1300 | | 4 | 4000 | 3 | 2 | |
| 53 |  | SD295A | D13 | 1350 | | 4 | 5500 | 4 | 1 | |
| 54 |  | SD295A | D13 | 1400 | | 10 | 4500 | 3 | 4 | |
| 55 |  | SD295A | D13 | 1450 | | 2 | 4500 | 3 | 1 | |
| 56 |  | SD295A | D13 | 1450 | | 10 | 4500 | 3 | 4 | |
| 57 |  | SD295A | D13 | 1550 | | 2 | 5000 | 3 | 1 | |
| 58 |  | SD295A | D13 | 1600 | | 32 | 5000 | 3 | 11 | |
| 59 |  | SD295A | D13 | 1650 | | 4 | 5000 | 3 | 2 | |
| 60 |  | SD295A | D13 | 1700 | | 4 | 3500 | 2 | 2 | |

