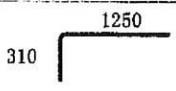
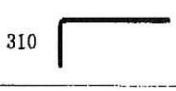


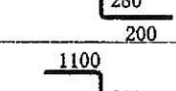
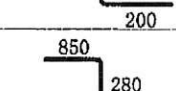
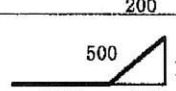

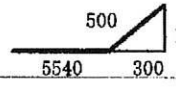





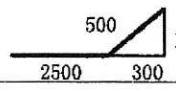
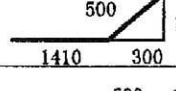

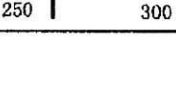

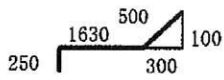


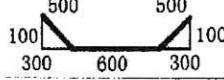


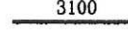
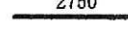


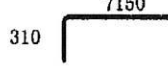

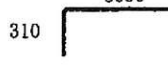
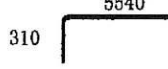


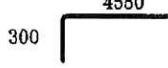
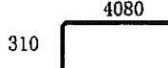


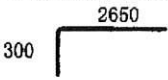
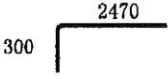
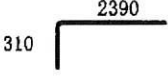


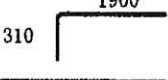
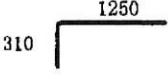

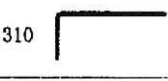
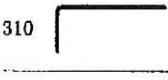
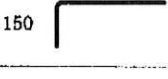

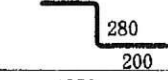
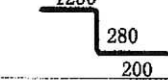
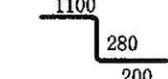
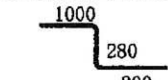
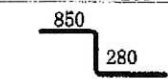
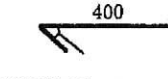
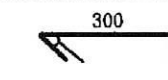
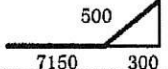


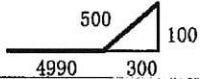

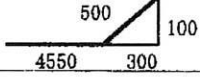


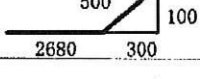







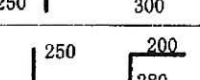
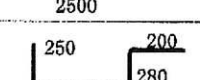






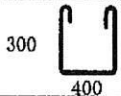
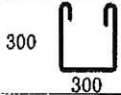
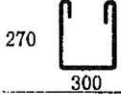
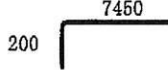
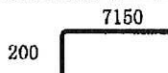
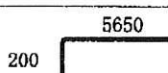

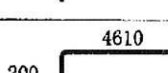
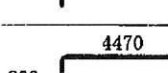
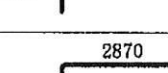

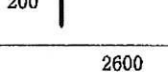



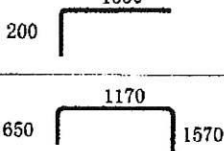
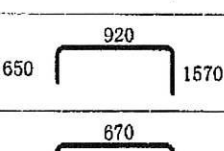
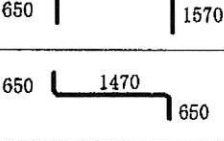

名称	形状	径	切寸	本数	箇所	合計	定尺	割本数	圧接
1 水周り	4500	SD295A	D10	4500		2			
2 4/21 13:00	3100	SD295A	D10	3100		8			
3	2750	SD295A	D10	2750		2			
4	2250	SD295A	D10	2250		2			
5	2000	SD295A	D10	2000		2			
6	310 7150	SD295A	D10	7440		2			
7	310	SD295A	D10	6000		2			
8	310 5650	SD295A	D10	5940		2			
9	310 5540	SD295A	D10	5830		3			
10	300 4950	SD295A	D10	5230		2			
11	310 4900	SD295A	D10	5190		2			
12	300 4550	SD295A	D10	4830		3			
13	310 4080	SD295A	D10	4370		3			
14	310 3500	SD295A	D10	3790		3			
15	150	SD295A	D10	3000		2			
16	300 2650	SD295A	D10	2930		4			
17	300 2470	SD295A	D10	2750		5			
18	310 2390	SD295A	D10	2680		13			
19	250	SD295A	D10	2250		16			
20	310 1900	SD295A	D10	2190		2			

	名 称	形 状	径	切寸	本数	箇所	合計	定尺	割本数	圧接
21			SD295A	D10	1540		1			
22			SD295A	D10	1500		4			
23			SD295A	D10	1250		6			
24			SD295A	D10	1200		10			
25			SD295A	D10	1690		2			
26			SD295A	D10	1540		7			
27			SD295A	D10	1290		24			
28			SD295A	D10	7650		2			
29			SD295A	D10	6150		2			
30			SD295A	D10	6040		3			
31			SD295A	D10	5490		2			
32			SD295A	D10	5400		2			
33			SD295A	D10	5050		3			
34			SD295A	D10	4580		3			
35			SD295A	D10	4500		2			
36			SD295A	D10	3180		4			
37			SD295A	D10	3000		5			
38			SD295A	D10	1910		1			
39			SD295A	D10	3960		3			
40			SD295A	D10	2880		13			

名称	形状	径	切寸	本数	箇所	合計	定尺	割本数	圧接
41		SD295A	D10	2340		2			
42		SD295A	D10	2260		2			
43		SD295A	D10	1840		3			
44		SD295A	D10	1600		5			
45		SD295A	D13	4500		2			
46		SD295A	D13	3750		12			
47		SD295A	D13	3100		8			
48		SD295A	D13	2750		2			
49		SD295A	D13	2000		1			
50		SD295A	D13	1200		4			
51		SD295A	D13	7435		2			
52		SD295A	D13	6000		2			
53		SD295A	D13	5935		2			
54		SD295A	D13	5825		3			
55		SD295A	D13	5225		2			
56		SD295A	D13	5185		2			
57		SD295A	D13	4825		3			
58		SD295A	D13	4365		3			
59		SD295A	D13	3785		3			
60		SD295A	D13	3625		12			

	名 称	形 状	径	切寸	本数	箇所	合計	定尺	割本数	圧接
61			SD295A	D13	2925		4			
62			SD295A	D13	2745		5			
63			SD295A	D13	2675		13			
64			SD295A	D13	2500		2			
65			SD295A	D13	2250		16			
66			SD295A	D13	2185		26			
67			SD295A	D13	1535		1			
68			SD295A	D13	1500		4			
69			SD295A	D13	1500		4			
70			SD295A	D13	1250		6			
71			SD295A	D13	1250		12			
72			SD295A	D13	1200		10			
73			SD295A	D13	2430		1			
74			SD295A	D13	1680		1			
75			SD295A	D13	1530		2			
76			SD295A	D13	1430		1			
77			SD295A	D13	1280		5			
78			SD295A	D13	600		15			
79			SD295A	D13	500		177			
80			SD295A	D13	7650		2			

名 称	形 状	径	切寸	本数	箇所	合計	定尺	割本数	圧接
81		SD295A	D13	6150		2			
82		SD295A	D13	6040		3			
83		SD295A	D13	5490		2			
84		SD295A	D13	5400		2			
85		SD295A	D13	5050		3			
86		SD295A	D13	4580		3			
87		SD295A	D13	4500		2			
88		SD295A	D13	3180		4			
89		SD295A	D13	3000		5			
90		SD295A	D13	2350		2			
91		SD295A	D13	1910		1			
92		SD295A	D13	3950		3			
93		SD295A	D13	3830		12			
94		SD295A	D13	2870		13			
95		SD295A	D13	2400		24			
96		SD295A	D13	2330		2			
97		SD295A	D13	3155		1			
98		SD295A	D13	2205		1			
99		SD295A	D13	2260		2			
100		SD295A	D13	1840		3			

名 称	形 状	径	切寸	本数	箇所	合計	定尺	割本数	圧接
101		D13	1600			5			
102		D13	1160			15			
103		D13	1060			162			
104		D13	1000			15			
105		D16	7620			2			
106		D16	7320			2			
107		D16	5820			2			
108		D16	4920			2			
109		D16	4780			2			
110		D16	4640			2			
111		D16	3040			2			
112		D16	2910			2			
113		D16	2770			2			
114		D16	2020			2			
115		D16	1870			2			
116		D16	1720			2			
117		D16	3330			2			
118		D16	3080			2			
119		D16	2830			2			
120		D16	2710			6			

