




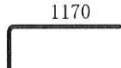


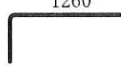




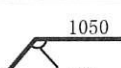

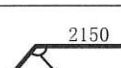






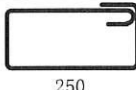




















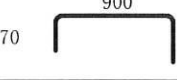
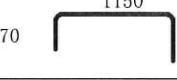
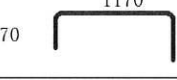
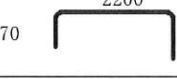

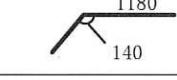
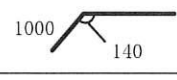
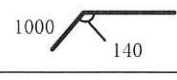
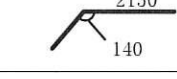
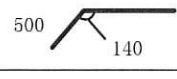
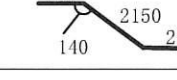
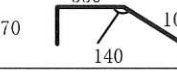
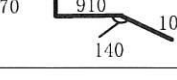


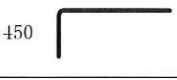


	名 称	形 状	径	切寸	本数	箇所	合計	定尺	割	本数	圧接
1	14F階段		SD295A	D10	1200		11	6000	5	3	
2	4/7 13:00		SD295A	D10	1300		6	4000	3	2	
3		200 	SD295A	D10	1100		12	5500	5	3	
4		890 	SD295A	D10	1200		6	6000	5	2	
5		1150 	SD295A	D10	1300		2	4000	3	1	
6		200 1170 	SD295A	D10	1350		7	5500	4	2	
7		150 	SD295A	D10	1400		5	4500	3	2	
8		400 	SD295A	D10	1500		1	4500	3	1	
9		1260 	SD295A	D10	1750		25	3500	2	13	
10		1500 	SD295A	D10	1750		12	3500	2	6	
11		2050 	SD295A	D10	2400		6	5000	2	3	
12		800 140 	SD295A	D10	1200		6	6000	5	2	
13		850 140 	SD295A	D10	1250		6	5000	4	2	
14		1050 140 	SD295A	D10	1450		6	4500	3	2	
15		1180 140 	SD295A	D10	1600		6	5000	3	2	
16		2150 140 	SD295A	D10	2650		5	5500	2	3	
17		500 140 	SD295A	D10	3250		5	6500	2	3	
18		550 2150 140 250 	SD295A	D10	2950		6	6000	2	3	
19		300 250 295  x 2	SD295A	D10	1020		5	6500	6	1	
20		300 250 305  x 7	SD295A	D10	4000		11	4000	1	11	

	名 称	形 状	径	切寸	本数	箇所	合計	定尺	割本数	圧接
21	14F階段	100 200 	SD295A	D10	740		1	4500	6	1
22		100 220 	SD295A	D10	780		1	4000	5	1
23		100 250 	SD295A	D10	840		1	6000	7	1
24		100 280 	SD295A	D10	900		1	4500	5	1
25		100 310 	SD295A	D10	960		1	5000	5	1
26		100 340 	SD295A	D10	1020		1	6500	6	1
27		100 370 	SD295A	D10	1080		1	5500	5	1
28		100 400 	SD295A	D10	1140		7	3500	3	3
29			SD295A	D13	1200		5	6000	5	1
30			SD295A	D13	1300		2	4000	3	1
31		500 	SD295A	D13	980		1	5000	5	1
32		70 	SD295A	D13	1100		14	5500	5	3
33		890 	SD295A	D13	1200		2	6000	5	1
34		400 	SD295A	D13	1200		14	6000	5	3
35		500 	SD295A	D13	1300		27	4000	3	9
36		150 	SD295A	D13	1400		3	4500	3	1
37		70 	SD295A	D13	1500		6	4500	3	2
38		400 	SD295A	D13	1500		2	4500	3	1
39		1260 	SD295A	D13	1750		4	3500	2	2
40		1500 	SD295A	D13	1750		1	3500	2	1

	名 称	形 状	径	切寸	本数	箇所	合計	定尺	割	本数	圧接
41	14F階段		SD295A	D13	1850		2	4000	2	1	
42			SD295A	D13	1900		6	4000	2	3	
43			SD295A	D13	2400		2	5000	2	1	
44			SD295A	D13	1320		3	4000	3	1	
45			SD295A	D13	1570		4	5000	3	2	
46			SD295A	D13	1590		14	5000	3	5	
47			SD295A	D13	2520		6	5500	2	3	
48			SD295A	D13	1250		1	5000	4	1	
49			SD295A	D13	1600		1	5000	3	1	
50			SD295A	D13	2300		6	5000	2	3	
51			SD295A	D13	2500		6	5000	2	3	
52			SD295A	D13	2650		2	5500	2	1	
53			SD295A	D13	3250		3	6500	2	2	
54			SD295A	D13	2950		1	6000	2	1	
55			SD295A	D13	1580		6	5000	3	2	
56			SD295A	D13	1960		7	4000	2	4	
57			SD345	D19	1800		4	5500	3	2	
58			SD345	D19	2000		2	4000	2	1	
59			SD345	D19	2350		8	5000	2	4	