







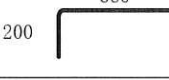



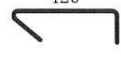

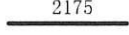

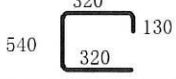
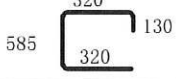



























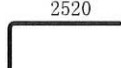
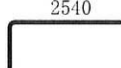





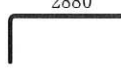

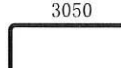
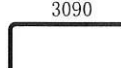






名称	形状	径	切寸	本数	箇所	合計	定尺	割	本数	圧接
1 搬入予定日4月23日 13時		SD295	D10	2250		4	4500	2	2	
2 14.383kg		SD295	D10	4000		13	4000	1	13	
3		SD295	D10	4500		13	4500	1	13	
4		SD295	D10	5000		14	5000	1	14	
5		SD295	D10	5250		20	5500	1	20	
6		SD295	D10	5500		12	5500	1	12	
7		SD295	D10	6000		8	6000	1	8	
8		SD295	D10	815		112	6000	7	16	
9		SD295	D10	840		91	6000	7	13	
10		SD295	D10	860		95	4500	5	19	
11		SD295	D10	890		76	4500	5	16	
12		SD295	D10	520		203	5500	10	21	
13		SD295	D10	620		90	6500	10	9	
14		SD295	D10	720		3	4500	6	1	
15		SD295	D13	2175		2	4500	2	1	
16		SD295	D13	3250		2	6500	2	1	
17		SD295	D13	1235		10	5000	4	3	
18		SD295	D13	1280		40	4000	3	14	
19		SD295	D13	835		912	6000	7	131	
20		SD295	D13	885		40	4500	5	8	

	名 称	形 状	径	切寸	本数	箇所	合計	定尺	割	本数	圧接
21	14. 383kg		SD295	D13	1950		748	4000	2	374	
22			SD295	D13	2050		40	4500	2	20	
23			SD295	D13	2150		376	4500	2	188	
24			SD295	D13	2250		115	4500	2	58	
25			SD295	D13	2450		17	5000	2	9	
26			SD295	D13	2560		115	5500	2	58	
27			SD295	D13	2660		45	5500	2	23	
28			SD295	D16	4250		3	4500	1	3	
29			SD295	D16	3115		3	6500	2	2	
30			SD345	D19	1000		3	5000	5	1	
31			SD345	D22	1000		3	5000	5	1	
32			SD345	D25	3250		2	6500	2	1	
33			SD345	D25	3500		6	3500	1	6	
34			SD345	D25	3750		5	4000	1	5	
35			SD345	D25	4000		2	4000	1	2	
36			SD345	D25	4500		2	4500	1	2	
37			SD345	D25	5000		11	5000	1	11	
38			SD345	D25	5250		2	5500	1	2	
39			SD345	D25	5500		116	5500	1	116	
40			SD345	D25	6000		25	6000	1	25	

	名 称	形 状	径	切寸	本数	箇所	合計	定尺	割	本数	圧接
41	14. 383kg		SD345	D25	6500		38	6500	1	38	
42			SD345	D25	1000		3	5000	5	1	
43			SD345	D25	4000		13	4000	1	13	
44			SD345	D25	2750		2	5500	2	1	
45			SD345	D25	2860		8	6000	2	4	
46			SD345	D25	2870		10	6000	2	5	
47			SD345	D25	2890		1	6000	2	1	
48			SD345	D25	3000		21	6000	2	11	
49			SD345	D25	3080		14	6500	2	7	
50			SD345	D25	3100		6	6500	2	3	
51			SD345	D25	3115		10	6500	2	5	
52			SD345	D25	3130		8	6500	2	4	
53			SD345	D25	3230		8	6500	2	4	
54			SD345	D25	3250		8	6500	2	4	
55			SD345	D25	3400		2	3500	1	2	
56			SD345	D25	3440		7	3500	1	7	
57			SD345	D25	3500		13	3500	1	13	
58			SD345	D25	3500		16	3500	1	16	
59			SD345	D25	3560		6	4000	1	6	
60			SD345	D25	3660		8	4000	1	8	

