












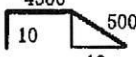

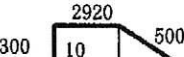






名称	形状	径	切寸	本数	箇所	合計	定尺	割本数	圧接
1 上筋		SD295A	D10	2000		13			
2 4/23 13:00		SD295A	D10	2000		12			
3		SD295A	D10	1970		4			
4		SD295A	D10	1310		2			
5		SD295A	D10	1130		2			
6		SD295A	D10	2250		27			
7		SD295A	D10	2000		27			
8		SD295A	D13	6500		11			
9		SD295A	D13	6000		2			
10		SD295A	D13	3750		6			
11		SD295A	D13	2250		12			
12		SD295A	D13	2000		14			
13		SD295A	D13	1500		18			
14		SD295A	D13	6000		14			
15		SD295A	D13	5750		22			
16		SD295A	D13	5000		22			
17		SD295A	D13	5000		10			
18		SD295A	D13	4000		6			
19		SD295A	D13	4000		18			
20		SD295A	D13	3500		17			

	名 称	形 状	径	切寸	本数	箇所	合計	定尺	割本数	圧接
21		250 	SD295A	D13	3000		1			
22		150 	SD295A	D13	2750		6			
23		250 	SD295A	D13	2250		4			
24		250 	SD295A	D13	2000		63			
25		250 	SD295A	D13	4750		6			
26		300 	SD295A	D13	3920		18			
27		300 	SD295A	D13	2060		4			
28		300 	SD295A	D13	1780		14			
29		300 	SD295A	D13	1670		15			
30		300 	SD295A	D13	1400		2			
31		300 	SD295A	D13	1320		2			
32		300 	SD295A	D13	5920		1			
33		300 	SD295A	D13	5250		4			
34		300 	SD295A	D13	5240		2			
35		300 	SD295A	D13	3670		4			
36			SD295A	D13	6000		11			
37			SD295A	D13	5500		2			
38			SD295A	D13	5000		10			
39			SD295A	D13	4000		13			
40			SD295A	D13	3500		5			