
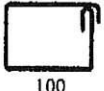



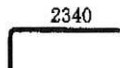

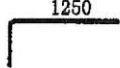



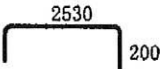





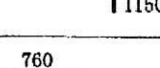
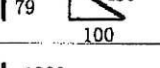
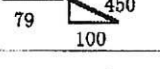


名称	形状	径	切寸	本数	箇所	合計	定尺	割本数	圧接
1		SD295A	D10	2500		5			
2	4/23 13:00 	SD295A	D10	1500		7			
3		SD295A	D10	1250		18			
4		SD295A	D10	1780		10			
5		SD295A	D10	1580		26			
6		SD295A	D10	1500		7			
7		SD295A	D10	3750		7			
8		SD295A	D10	1580		7			
9		SD295A	D10	3250		7			
10		SD295A	D10	3000		5			
11		SD295A	D10	1900		6			
12		SD295A	D10	1500		5			
13		SD295A	D10	1200		5			
14		SD295A	D10	1150		6			
15		SD295A	D10	3500		11			
16		SD295A	D10	1120		8			
17		SD295A	D10	1040		1			
18		SD295A	D10	980		1			
19		SD295A	D10	920		1			
20		SD295A	D10	840		1			

	名 称	形 状	径	切寸	本数	箇所	合計	定尺	割本数	圧接
21		230 	SD295A	D10	780		1			
22		200 	SD295A	D10	720		1			
23		2500 	SD295A	D13	2500		2			
24		2250 	SD295A	D13	2250		4			
25		1500 	SD295A	D13	1500		4			
26		150 2340 	SD295A	D13	2465		1			
27		200 	SD295A	D13	2000		4			
28		350 1250 	SD295A	D13	1575		1			
29		70 	SD295A	D13	1500		2			
30		250 	SD295A	D13	1500		2			
31		300 	SD295A	D13	1100		8			
32		70 2530 200 	SD295A	D13	2750		6			
33		70 2380 300 	SD295A	D13	2700		7			
34		70 1250 450 	SD295A	D13	1720		14			
35		70 1170 450 	SD295A	D13	1640		14			
36		70 1220 300 	SD295A	D13	1540		3			
37		300 2340 1150 	SD295A	D13	3740		2			
38		70 760 79 450 100 	SD295A	D13	1230		6			
39		70 1200 79 450 100 	SD295A	D13	1670		5			
40		127 79 500 100 	SD295A	D13	3250		2			

