





































名称	形状	径	寸	本数	箇所	合計	定尺	割	本数	圧接
14工区 南 下筋	1940 	SD295A	D10	2040		10	4500	2	5	
2 4/8 (K)	340 	SD295A	D10	520		40	5500	10	4	
3 15=30	350 	SD295A	D10	530		40	5500	10	4	
4	700 	SD295A	D10	880		180	4500	5	36	
5	2000 	SD295A	D13	2000		24	4000	2	12	
6	2500 	SD295A	D13	2500		64	5000	2	32	
7	5000 	SD295A	D13	5000		48	5000	1	48	
8	400 	SD295A	D13	4800		42	5000	1	42	
9	340 	SD345	D25	340		10	3500	10	1	
10	350 	SD345	D25	350		10	3500	10	1	
11	400 	SD345	D25	400		10	4000	10	1	
12	4500 	SD345	D25	4500		8	4500	1	8	
13	5000 	SD345	D25	5000		4	5000	1	4	
14	300 	SD345	D25	1500		10	4500	3	4	
15	300 	SD345	D25	1750		4	3500	2	2	
16	400 	SD345	D25	2000		3	4000	2	2	
17	300 	SD345	D25	2500		5	5000	2	3	
18	300 	SD345	D25	2750		2	5500	2	1	
19	400 	SD345	D25	3000		1	6000	2	1	
20 4171	850 	SD345	D25	3000		4	6000	2	2	

名称	形状	径	切寸	本数	箇所	合計	定尺	割本数	圧接
21 4工区 南 下筋		SD345	D25	3000			4 6000	2	2
22 4/8 (Y/C)		SD345	D25	3250			12 6500	2	6
23 15:30		SD345	D25	3250			7 6500	2	4
24		SD345	D25	3500			8 3500	1	8
25		SD345	D25	3500			5 3500	1	5
26		SD345	D25	3750			10 4000	1	10
27		SD345	D25	4000			10 4000	1	10
28		SD345	D25	4000			5 4000	1	5
29		SD345	D25	4250			4 4500	1	4
30		SD345	D25	4500			2 4500	1	2
31		SD345	D25	4500			10 4500	1	10
32		SD345	D25	6500			1 6500	1	1
33		SD345	D25	6500			11 6500	1	11
34		SD345	D25	7000			22 7000	1	22
35		SD345	D25	7000			6 7000	1	6
36		SD345	D25	7500			22 7500	1	22

