
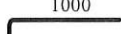

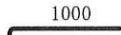















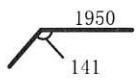


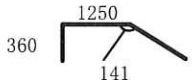



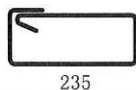
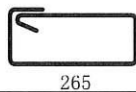
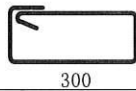
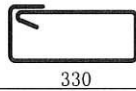
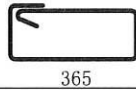



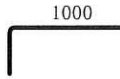
















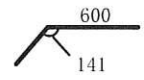
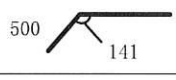
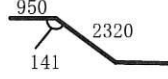

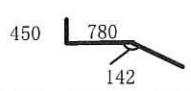



名 称	形 状	径	切寸	本数	箇所	合計	定尺	割	本数	圧接
1階段①										
2 4/23 9:00		SD295	D10 1300			16	4000	3	6	
3		SD295	D10 1150			6	3500	3	2	
4		SD295	D10 1250			7	5000	4	2	
5		SD295	D10 1300			7	4000	3	3	
6		SD295	D10 1350			4	5500	4	1	
7		SD295	D10 1360			3	5500	4	1	
8		SD295	D10 1400			5	4500	3	2	
9		SD295	D10 1430			7	4500	3	3	
10		SD295	D10 1600			9	5000	3	3	
11		SD295	D10 3000			4	6000	2	2	
12		SD295	D10 800			7	4000	5	2	
13		SD295	D10 900			7	4500	5	2	
14		SD295	D10 1000			3	5000	5	1	
15		SD295	D10 1600			5	5000	3	2	
16		SD295	D10 1450			11	4500	3	4	
17		SD295	D10 1600			5	5000	3	2	
18		SD295	D10 1610			5	5000	3	2	
19		SD295	D10 1630			4	5000	3	2	
20		SD295	D10 1810			9	5500	3	3	

	名 称	形 状	径	切寸	本数	箇所	合計	定尺	割	本数	圧接
21	階段①		SD295	D10	2450		5	5000	2	3	
22			SD295	D10	3250		6	6500	2	3	
23			SD295	D10	3750		7	4000	1	7	
24			SD295	D10	2110		6	4500	2	3	
25			SD295	D10	1500		5	4500	3	2	
26			SD295	D10	4000		11	4000	1	11	
27			SD295	D10	720		1	4500	6	1	
28			SD295	D10	790		1	4000	5	1	
29			SD295	D10	850		1	6000	7	1	
30			SD295	D10	920		1	5000	5	1	
31			SD295	D10	980		1	5000	5	1	
32			SD295	D10	1050		1	6500	6	1	
33			SD295	D10	1120		1	3500	3	1	
34											
35			SD295	D13	2250		7	4500	2	4	
36			SD295	D13	1150		2	3500	3	1	
37			SD295	D13	1350		14	5500	4	4	
38			SD295	D13	1360		2	5500	4	1	
39			SD295	D13	1400		4	4500	3	2	
40			SD295	D13	1400		2	4500	3	1	

	名 称	形 状	径	切寸	本数	箇所	合計	定尺	割	本数	圧接
41	階段①		SD295	D13	1450		8	4500	3	3	
42			SD295	D13	1530		14	5000	3	5	
43			SD295	D13	1700		2	3500	2	1	
44			SD295	D13	2000		26	4000	2	13	
45			SD295	D13	3250		8	6500	2	4	
46			SD295	D13	1000		2	5000	5	1	
47			SD295	D13	1100		14	5500	5	3	
48			SD295	D13	1150		8	3500	3	3	
49			SD295	D13	1250		5	5000	4	2	
50			SD295	D13	1700		8	3500	2	4	
51			SD295	D13	2000		5	4000	2	3	
52			SD295	D13	1730		2	3500	2	1	
53			SD295	D13	1910		1	4000	2	1	
54			SD295	D13	1200		13	6000	5	3	
55			SD295	D13	2500		6	5000	2	3	
56			SD295	D13	3870		2	4000	1	2	
57			SD295	D13	2250		2	4500	2	1	
58			SD295	D13	1650		2	5000	3	1	
59											
60			SD295	D16	1650		4	5000	3	2	

