

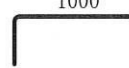









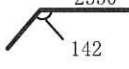


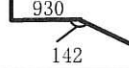
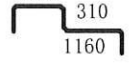
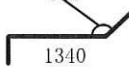
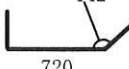






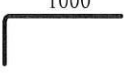
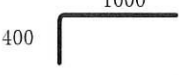









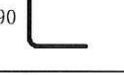



	名 称	形 状	径	切寸	本数	箇所	合計	定尺	割	本数	圧
	階段② 4/15 AM 8:15										
2			SD295	D10	2000		7	4000	2	4	
3			SD295	D10	1100		7	5500	5	2	
4			SD295	D10	1300		7	4000	3	3	
5			SD295	D10	1500		7	4500	3	3	
6			SD295	D10	1550		16	5000	3	6	
7			SD295	D10	2250		3	4500	2	2	
8			SD295	D10	2000		1	4000	2	1	
9			SD295	D10	1600		6	5000	3	2	
10			SD295	D10	1600		20	5000	3	7	
11			SD295	D10	1730		7	3500	2	4	
12			SD295	D10	1800		12	5500	3	4	
13			SD295	D10	2400		5	5000	2	3	
14			SD295	D10	2750		5	5500	2	3	
15			SD295	D10	3150		6	6500	2	3	
16			SD295	D10	4850		7	5000	1	7	
17			SD295	D10	1530		5	5000	3	2	
18			SD295	D10	3350		7	3500	1	7	
19			SD295	D10	1770		5	5500	3	2	
20			SD295	D10	1150		5	3500	3	2	

	名 称	形 状	径	切寸	本数	箇所	合計	定尺	割	本数	庄
21	階段②		SD295	D10	4000		11	4000	1	11	
22											
23			SD295	D13	1300		4	4000	3	2	
24			SD295	D13	2250		13	4500	2	7	
25			SD295	D13	1000		3	5000	5	1	
26			SD295	D13	1200		14	6000	5	3	
27			SD295	D13	1300		5	4000	3	2	
28			SD295	D13	1380		14	4500	3	5	
29			SD295	D13	1500		7	4500	3	3	
30			SD295	D13	1550		4	5000	3	2	
31			SD295	D13	1600		14	5000	3	5	
32			SD295	D13	1650		4	5000	3	2	
33			SD295	D13	1750		7	3500	2	4	
34			SD295	D13	1950		16	4000	2	8	
35			SD295	D13	1950		9	4000	2	5	
36			SD295	D13	2250		1	4500	2	1	
37			SD295	D13	2000		1	4000	2	1	
38			SD295	D13	2250		6	4500	2	3	
39			SD295	D13	1700		2	3500	2	1	
40			SD295	D13	1830		6	5500	3	2	





