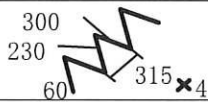
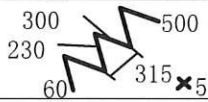


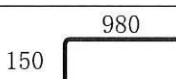

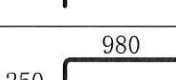


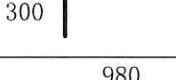

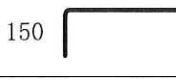








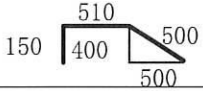
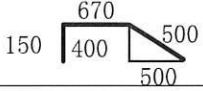
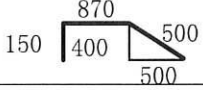
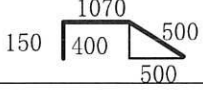
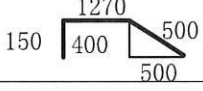
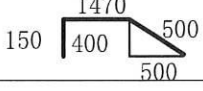
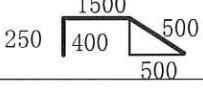
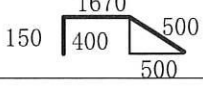
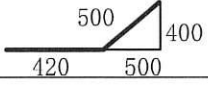
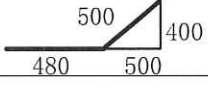
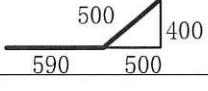
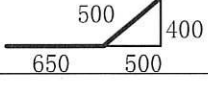
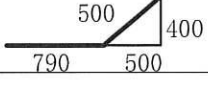
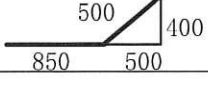
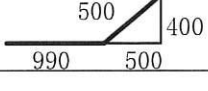
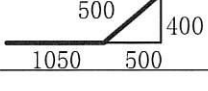
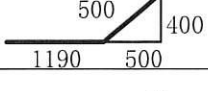
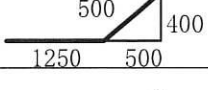
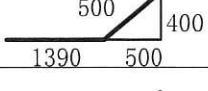

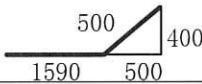
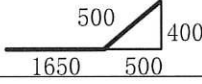
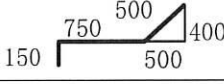
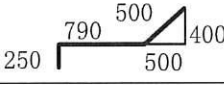
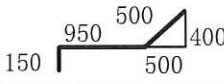
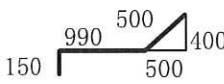
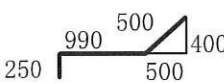

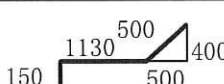
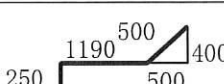
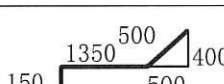




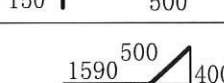






	名 称	形 状	径	切寸	本数	箇所	合計	定尺	割	本数	圧接
14/21 13:00			D10	1900			12	4000	2	6	
2			D10	2710			12	5500	2	6	
3			D13	850			7	6000	7	1	
4			D13	1000			2	5000	5	1	
5			D13	1100			2	5500	5	1	
6			D13	1110			4	3500	3	2	
7			D13	1200			2	6000	5	1	
8			D13	1250			2	5000	4	1	
9			D13	1250			7	5000	4	2	
10			D13	1300			96	4000	3	32	
11			D13	1700			6	3500	2	3	
12			D13	2000			5	4000	2	3	
13			D13	2000			6	4000	2	3	
14			D13	2150			2	4500	2	1	
15			D13	2250			7	4500	2	4	
16			D13	3500			8	3500	1	8	
17			D13	840			1	6000	7	1	
18			D13	1040			1	6500	6	1	
19			D13	1240			1	5000	4	1	
20			D13	1440			1	4500	3	1	

名称	形状	径	寸	本数	箇所	合計	定尺	割	本数	圧接
21 4/21 13:00		SD295A	D13	1135		1	3500	3	1	
22		SD295A	D13	1295		1	4000	3	1	
23		SD295A	D13	1495		1	4500	3	1	
24		SD295A	D13	1700		1	3500	2	1	
25		SD295A	D13	1900		1	4000	2	1	
26		SD295A	D13	2100		1	4500	2	1	
27		SD295A	D13	2200		7	4500	2	4	
28		SD295A	D13	2300		1	5000	2	1	
29		SD295A	D13	920		1	5000	5	1	
30		SD295A	D13	980		1	5000	5	1	
31		SD295A	D13	1090		1	5500	5	1	
32		SD295A	D13	1150		1	3500	3	1	
33		SD295A	D13	1290		1	4000	3	1	
34		SD295A	D13	1350		1	5500	4	1	
35		SD295A	D13	1490		1	4500	3	1	
36		SD295A	D13	1550		1	5000	3	1	
37		SD295A	D13	1690		1	3500	2	1	
38		SD295A	D13	1750		1	3500	2	1	
39		SD295A	D13	1890		1	4000	2	1	
40		SD295A	D13	1950		1	4000	2	1	

名称	形状	径	切寸	本数	箇所	合計	定尺	割	本数	圧接
414/21 13:00		SD295A	D13	2090		1	4500	2	1	
42		SD295A	D13	2150		1	4500	2	1	
43		SD295A	D13	1350		1	5500	4	1	
44		SD295A	D13	1490		1	4500	3	1	
45		SD295A	D13	1550		1	5000	3	1	
46		SD295A	D13	1620		1	5000	3	1	
47		SD295A	D13	1690		1	3500	2	1	
48		SD295A	D13	1750		1	3500	2	1	
49		SD295A	D13	1760		1	5500	3	1	
50		SD295A	D13	1890		1	4000	2	1	
51		SD295A	D13	1950		1	4000	2	1	
52		SD295A	D13	1960		1	4000	2	1	
53		SD295A	D13	2090		1	4500	2	1	
54		SD295A	D13	2150		1	4500	2	1	
55		SD295A	D13	2160		1	4500	2	1	
56		SD295A	D13	2290		1	5000	2	1	
57		SD295A	D13	2350		1	5000	2	1	
58		SD295A	D13	2360		1	5000	2	1	
59		SD295A	D13	2450		1	5000	2	1	
60		SD295A	D13	2490		1	5000	2	1	

重量 91.58 Kg(切重 39.39 Kg)

