



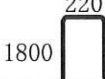






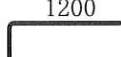



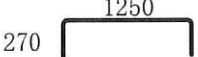
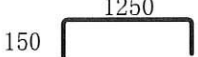
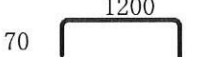

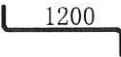
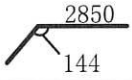

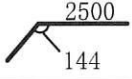
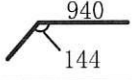
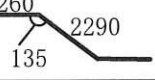
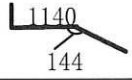
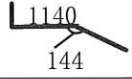
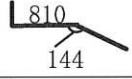
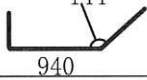

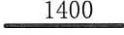









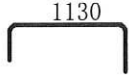
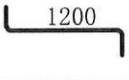

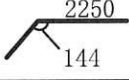
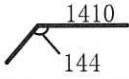
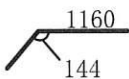
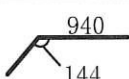

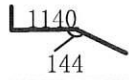

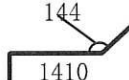
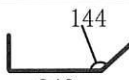
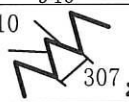
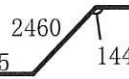

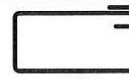


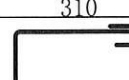
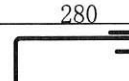


名 称	形 状	径	寸 寸	本数	箇所	合計	定尺	割	本数	圧接
1	1 	SD295	D16	1750		2				
2	2 4/20 10:00 	SD295	D16	3750		4				
3	4 	SD295	D16	2000		4				
4	4 	SD295	D16	1750		2				
5	52 	SD295	D16	3750		2				
6	1 	SD295	D13	1400		1				
7	2 	SD295	D13	3500		16				
8	4 	SD295	D13	3750		1				
9	4 	SD295	D13	2000		5				
10	4 	SD295	D13	1600		2				
11	4 	SD295	D13	1400		2				
12	4 	SD295	D13	1340		8				
13	4 	SD295	D13	1340		32				
14	4 	SD295	D13	1100		16				
15	6 	SD295	D13	1400		3				
16	10 	SD295	D13	1750		1				
17	10 	SD295	D13	1500		1				
18	11 	SD295	D13	1630		16				
19	11 	SD295	D13	1400		1				
20	17 	SD295	D13	1750		1				

名 称	形 状	径	切寸	本数	箇所	合計	定尺	割本数	圧接
21	123 	SD295	D13	3250		1			
22	123 	SD295	D13	3000		1			
23	123 	SD295	D13	2750		2			
24	123 	SD295	D13	1200		1			
25	124 	SD295	D13	2750		1			
26	145 	SD295	D13	2000		1			
27	145 	SD295	D13	1840		1			
28	145 	SD295	D13	1500		1			
29	239 	SD295	D13	1300		1			
30	424 	SD295	D13	3750		14			
31	1 	SD295	D10	1400		3			
32	1 	SD295	D10	1000		1			
33	4 	SD295	D10	2000		5			
34	4 	SD295	D10	1600		2			
35	4 	SD295	D10	1400		2			
36	6 	SD295	D10	1400		14			
37	8 	SD295	D10	750		13			
38	8 	SD295	D10	500		15			
39	10 	SD295	D10	1750		1			
40	10 	SD295	D10	1500		1			

名 称	形 状	径	切寸	本数	箇所	合計	定尺	割本数	圧接
41	11 70 	SD295	D10	1400		1			
42	17 230 	SD295	D10	1630		1			
43	51 300 	SD295	D10	500		3			
44	123 	SD295	D10	2750		6			
45	123 	SD295	D10	1630		5			
46	123 	SD295	D10	1500		5			
47	123 	SD295	D10	1200		5			
48	144 200 	SD295	D10	1100		5			
49	145 350 	SD295	D10	2000		4			
50	145 200 	SD295	D10	1840		5			
51	238 70 	SD295	D10	1750		5			
52	239 70 	SD295	D10	1300		4			
53	328 310 210 	SD295	D10	4000		11			
54	330 415 	SD295	D10	3250		5			
55	424 110 	SD295	D10	1140		8			
56	424 110 	SD295	D10	1080		2			
57	424 110 	SD295	D10	1020		2			
58	424 110 	SD295	D10	960		2			
59	424 110 	SD295	D10	900		2			
60	424 110 	SD295	D10	840		2			