









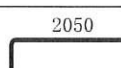
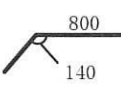
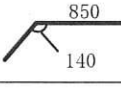
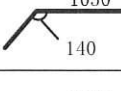
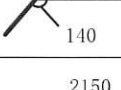
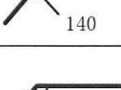
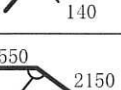







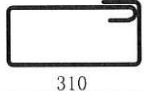
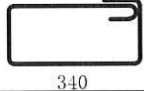













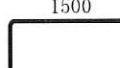






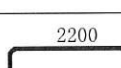
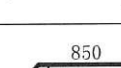
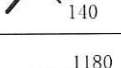
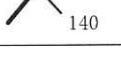
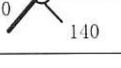

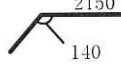

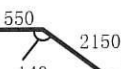

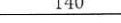
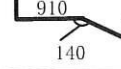



名 称	形 状	径	切寸	本数	箇所	合計	定尺	割	本数	圧接
1 13F階段		SD295A D10	1200			11	6000	5		3
2 <i>3/25 13:30</i>		SD295A D10	1300			6	4000	3		2
3	200 	SD295A D10	1100			12	5500	5		3
4	890 	SD295A D10	1200			6	6000	5		2
5	1150 	SD295A D10	1300			2	4000	3		1
6	200 1170 	SD295A D10	1350			7	5500	4		2
7	150 	SD295A D10	1400			5	4500	3		2
8	400 	SD295A D10	1500			1	4500	3		1
9	1260 	SD295A D10	1750			25	3500	2		13
10	1500 	SD295A D10	1750			12	3500	2		6
11	2050 	SD295A D10	2400			6	5000	2		3
12	800 140 	SD295A D10	1200			6	6000	5		2
13	850 140 	SD295A D10	1250			6	5000	4		2
14	1050 140 	SD295A D10	1450			6	4500	3		2
15	1180 140 	SD295A D10	1600			6	5000	3		2
16	2150 140 	SD295A D10	2650			5	5500	2		3
17	500 140 	SD295A D10	3250			5	6500	2		3
18	550 2150 250 140 	SD295A D10	2950			6	6000	2		3
19	300 250 295  x 2	SD295A D10	1020			5	6500	6		1
20	300 250 305  x 7	SD295A D10	4000			11	4000	1		11

	名 称	形 状	径	切寸	本数	箇所	合計	定尺	割	本数	圧接
21	13F階段	100  200	SD295A	D10	740		1	4500	6	1	
22		100  220	SD295A	D10	780		1	4000	5	1	
23		100  250	SD295A	D10	840		1	6000	7	1	
24		100  280	SD295A	D10	900		1	4500	5	1	
25		100  310	SD295A	D10	960		1	5000	5	1	
26		100  340	SD295A	D10	1020		1	6500	6	1	
27		100  370	SD295A	D10	1080		1	5500	5	1	
28		100  400	SD295A	D10	1140		7	3500	3	3	
29			SD295A	D13	1200		5	6000	5	1	
30			SD295A	D13	1300		2	4000	3	1	
31		500 	SD295A	D13	980		1	5000	5	1	
32		70 	SD295A	D13	1100		14	5500	5	3	
33		 890	SD295A	D13	1200		2	6000	5	1	
34		400 	SD295A	D13	1200		14	6000	5	3	
35		500 	SD295A	D13	1300		27	4000	3	9	
36		150 	SD295A	D13	1400		3	4500	3	1	
37		70 	SD295A	D13	1500		6	4500	3	2	
38		400 	SD295A	D13	1500		2	4500	3	1	
39		 1260	SD295A	D13	1750		4	3500	2	2	
40		 1500	SD295A	D13	1750		1	3500	2	1	

	名 称	形 状	径	切寸	本数	箇所	合計	定尺	割	本数	圧接
41	13F階段		SD295A	D13	1850		2	4000	2	1	
42			SD295A	D13	1900		6	4000	2	3	
43			SD295A	D13	2400		2	5000	2	1	
44			SD295A	D13	1320		3	4000	3	1	
45			SD295A	D13	1570		4	5000	3	2	
46			SD295A	D13	1590		14	5000	3	5	
47			SD295A	D13	2520		6	5500	2	3	
48			SD295A	D13	1250		1	5000	4	1	
49			SD295A	D13	1600		1	5000	3	1	
50			SD295A	D13	2300		6	5000	2	3	
51			SD295A	D13	2500		6	5000	2	3	
52			SD295A	D13	2650		2	5500	2	1	
53			SD295A	D13	3250		3	6500	2	2	
54			SD295A	D13	2950		1	6000	2	1	
55			SD295A	D13	1580		6	5000	3	2	
56			SD295A	D13	1960		7	4000	2	4	
57			SD345	D19	1800		4	5500	3	2	
58			SD345	D19	2000		2	4000	2	1	
59			SD345	D19	2350		8	5000	2	4	