




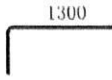

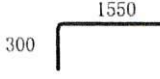


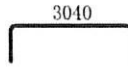


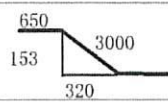
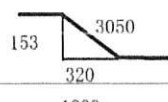
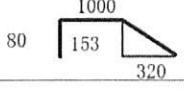
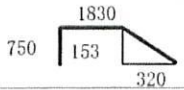
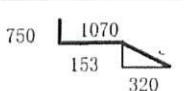
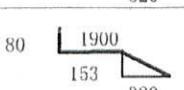
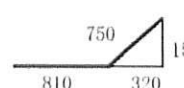
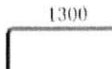

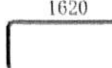





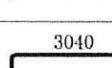

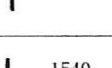


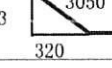
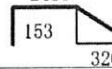
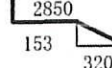





名称	形状	径	切寸	本数	箇所	合計	定尺	割	本数	圧接
搬入日3月26日 13:00		SD295A	D10	1250		2	5000	4	1	
2		SD295A	D10	2500		2	5000	2	1	
3		SD295A	D10	4250		10	4500	1	10	
4		SD295A	D10	1560		37	5000	3	13	
5		SD295A	D10	1600		28	5000	3	10	
6		SD295A	D10	1650		9	5000	3	3	
7		SD295A	D10	1750		6	3500	2	3	
8		SD295A	D10	1830		19	5500	3	7	
9		SD295A	D10	1950		9	4000	2	5	
10		SD295A	D10	2300		30	5000	2	15	
11		SD295A	D10	3700		5	4000	1	5	
12		SD295A	D10	3750		4	4000	1	4	
13		SD295A	D10	4500		2	4500	1	2	
14		SD295A	D10	4100		7	4500	1	7	
15		SD295A	D10	4250		7	4500	1	7	
16		SD295A	D10	1410		7	4500	3	3	
17		SD295A	D10	3050		7	6500	2	4	
18		SD295A	D10	2250		7	4500	2	4	
19		SD295A	D10	2310		7	5000	2	4	
20		SD295A	D10	1540		9	5000	3	3	

切重 267.21 Kg

4F

名称	形状	径	切寸	本数	箇所	合計	定尺	割本数	圧接
搬入日3月26日 13:00		SD295A	D10	2750		9	5500	2	5
		SD295A	D10	3500		9	3500	1	9
		SD295A	D10	3550		7	4000	1	7
		SD295A	D10	4300		6	4500	1	6
		SD295A	D10	2300		14	5000	2	7
		SD295A	D10	3000		7	6000	2	4
		SD295A	D10	3500		7	3500	1	7
		SD295A	D10	980		1	5000	5	1
		SD295A	D10	1010		1	6500	6	1
		SD295A	D10	1050		1	6500	6	1
		SD295A	D10	1080		1	5500	5	1
		SD295A	D10	1120		1	3500	3	1
		SD295A	D10	1160		1	6000	5	1
		SD295A	D10	1200		1	6000	5	1
		SD295A	D10	1230		1	5000	4	1
		SD295A	D10	1280		18	4000	3	6
		SD295A	D10	330		5	3500	10	1
		SD295A	D13	4500		10	4500	1	10
		SD295A	D13	1560		6	5000	3	2

名称	形状	径	切寸	本数	箇所	合計	定尺	割本数	圧接
41 搬入日3月26日 13:00		SD295A	D13	1650		1	5000	3	1
42		SD295A	D13	1750		1	3500	2	1
43		SD295A	D13	1950		1	4000	2	1
44		SD295A	D13	2000		28	4000	2	14
45		SD295A	D13	2300		4	5000	2	2
46		SD295A	D13	1900		3	4000	2	2
47		SD295A	D13	2040		38	4500	2	19
48		SD295A	D13	3500		5	3500	1	5
49		SD295A	D13	3700		1	4000	1	1
50		SD295A	D13	4500		1	4500	1	1
51		SD295A	D13	1870		6	4000	2	3
52		SD295A	D13	4100		1	4500	1	1
53		SD295A	D13	4250		1	4500	1	1
54		SD295A	D13	3250		9	6500	2	5
55		SD295A	D13	3900		9	4000	1	9
56		SD295A	D13	1540		1	5000	3	1
57		SD295A	D13	3550		1	4000	1	1
58		SD295A	D13	4500		1	4500	1	1
59									
60		SD295A	D16	1120		2	3500	3	1

