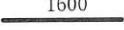


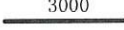





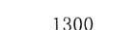







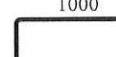
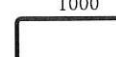
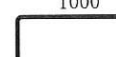

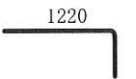
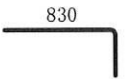


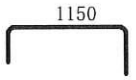

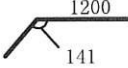
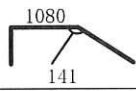
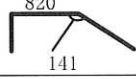
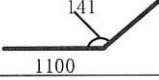
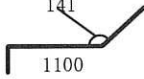
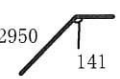

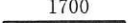


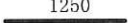

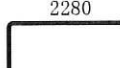

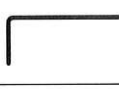





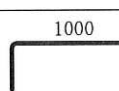
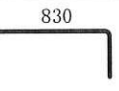
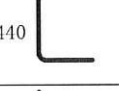


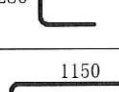
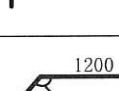
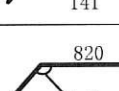
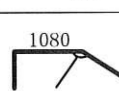
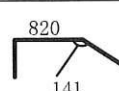
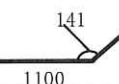

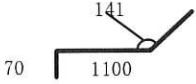
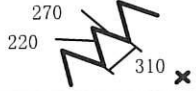

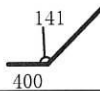




名 称	径	材質	形 状	切寸	本数	箇所	合計	定尺	割	本数	圧接
1		D19SD345	1600 	1600			2	5000	3	1	
2	4/8 9:00	D19SD345	550 	2500			3	5000	2	2	
3		D19SD345	300 	2000			1	4000	2	1	
4		D13SD295A	3000 	3000			2	6000	2	1	
5		D13SD295A	2300 	2300			1	5000	2	1	
6		D13SD295A	2000 	2000			7	4000	2	4	
7		D13SD295A	1700 	1700			1	3500	2	1	
8		D13SD295A	1500 	1500			3	4500	3	1	
9		D13SD295A	1400 	1400			1	4500	3	1	
10		D13SD295A	1300 	1300			2	4000	3	1	
11		D13SD295A	2280 	2800			1	6000	2	1	
12		D13SD295A	1750 	2100			4	4500	2	2	
13		D13SD295A	550 	2100			1	4500	2	1	
14		D13SD295A	70 	1600			12	5000	3	4	
15		D13SD295A	70 	1500			1	4500	3	1	
16		D13SD295A	1350 	1500			1	4500	3	1	
17		D13SD295A	450 	1425			3	4500	3	1	
18		D13SD295A	1000 	1400			16	4500	3	6	
19		D13SD295A	400 	1375			2	4500	3	1	
20		D13SD295A	350 	1325			3	4000	3	1	

	名 称	径	材質	形 状	切寸	本数	箇所	合計	定尺	割	本数	圧接
21		D13	SD295A	70 	600			1	6000	10	1	
22		D13	SD295A		1350			1	5500	4	1	
23		D13	SD295A		1200			16	6000	5	4	
24		D13	SD295A	1350 	1625			1	5000	3	1	
25		D13	SD295A	1280 	1500			2	4500	3	1	
26		D13	SD295A	150 	1700			16	3500	2	8	
27		D13	SD295A	350 	610			16	6500	10	2	
28		D13	SD295A		1500			1	4500	3	1	
29		D13	SD295A	350 	1850			3	4000	2	2	
30		D13	SD295A	70 	1400			2	4500	3	1	
31		D13	SD295A		1350			1	5500	4	1	
32		D13	SD295A	70 	1650			3	5000	3	1	
33		D13	SD295A	2950 	3500			1	3500	1	1	
34		D10	SD295A	2000 	2000			7	4000	2	4	
35		D10	SD295A	1700 	1700			8	3500	2	4	
36		D10	SD295A	1400 	1400			8	4500	3	3	
37		D10	SD295A	1300 	1300			15	4000	3	5	
38		D10	SD295A	1250 	1250			2	5000	4	1	
39		D10	SD295A	300 	300			1	6000	20	1	
40		D10	SD295A		2800			8	6000	2	4	

	名 称	径	材質	形 状	切寸	本数	箇所	合計	定尺	割	本数	圧接
41		D10	SD295A		2100			3	4500	2	2	
42		D10	SD295A		2100			8	4500	2	4	
43		D10	SD295A		1600			9	5000	3	3	
44		D10	SD295A		1600			5	5000	3	2	
45		D10	SD295A		1500			6	4500	3	2	
46		D10	SD295A		1430			2	4500	3	1	
47		D10	SD295A		1400			8	4500	3	3	
48		D10	SD295A		1380			16	4500	3	6	
49		D10	SD295A		1330			2	4000	3	1	
50		D10	SD295A		1200			8	6000	5	2	
51		D10	SD295A		1750			15	3500	2	8	
52		D10	SD295A		1630			5	5000	3	2	
53		D10	SD295A		1625			6	5000	3	2	
54		D10	SD295A		1500			20	4500	3	7	
55		D10	SD295A		1700			8	3500	2	4	
56		D10	SD295A		1500			5	4500	3	2	
57		D10	SD295A		1100			5	5500	5	1	
58		D10	SD295A		1850			3	4000	2	2	
59		D10	SD295A		1400			3	4500	3	1	
60		D10	SD295A		1350			5	5500	4	2	

名称	径	材質	形状	切寸	本数	箇所	合計	定尺	割	本数	圧接
61	D10	SD295A		1650			3	5000	3	1	
62	D10	SD295A		2500			10	5000	2	5	
63	D10	SD295A		2500			10	5000	2	5	
64	D10	SD295A		2500			5	5000	2	3	
65	D10	SD295A		3500			8	3500	1	8	
66	D10	SD295A		2500			5	5000	2	3	
67	CS2下筋 主.配 D10@200										
68	上筋.主.配.D10.D13 交互の@200										
69	中段踊り場 上段側 下筋										
70	中段踊り場 上段側 上筋										
71	上段踊り場 下段側 下筋										
72	上段踊り場 下段側 上筋										
73	上段踊り場 上段側 下筋										
74	上段踊り場 上段側 上筋										
75		SD345	上段踊り場 CB1 D19 上筋.上宙.下筋 STD13 @150								
76	階段手摺										
77	⑥上段踊り場 手摺										