




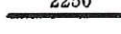














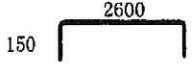
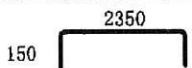
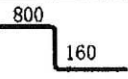
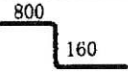

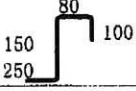

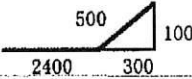
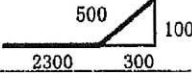

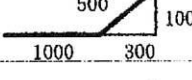
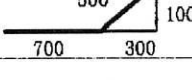
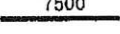













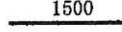
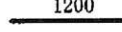
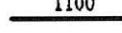















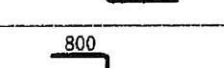
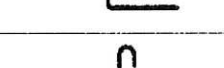




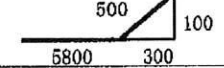
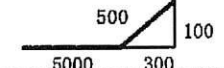
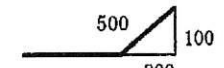




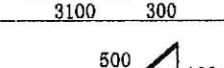




名 称	形 状	径	切寸	本数	箇所	合計	定尺	割	本数	圧接
1 スラブ下筋		SD295A	D10	6500		9				
2		SD295A	D10	5500		20				
3 4/1 13:00		SD295A	D10	3900		7				
4		SD295A	D10	3300		8				
5		SD295A	D10	3000		21				
6		SD295A	D10	2250		26				
7		SD295A	D10	1200		18				
8		SD295A	D10	1000		20				
9	250 	SD295A	D10	6500		4				
10	400 	SD295A	D10	6000		4				
11	300 	SD295A	D10	5500		30				
12	300 	SD295A	D10	3680		8				
13	300 	SD295A	D10	2780		8				
14	300 	SD295A	D10	2530		14				
15	100 	SD295A	D10	2500		9				
16	170 	SD295A	D10	1900		60				
17	170 	SD295A	D10	1850		62				
18	200 	SD295A	D10	1830		7				
19	300 	SD295A	D10	1080		8				
20	250 	SD295A	D10	730		70				

	名 称	形 状	径	切寸	本数	箇所	合計	定尺	割本数	圧接
21			SD295A	D10	2860		21			
22			SD295A	D10	2610		11			
23			SD295A	D10	5000		4			
24			SD295A	D10	4500		4			
25			SD295A	D10	550		10			
26			SD295A	D10	540		8			
27			SD295A	D10	600		50			
28			SD295A	D10	2900		4			
29			SD295A	D10	2800		4			
30			SD295A	D10	2300		9			
31			SD295A	D10	1500		4			
32			SD295A	D10	1200		4			
33			SD295A	D13	7500		2			
34			SD295A	D13	7250		5			
35			SD295A	D13	7000		11			
36			SD295A	D13	6000		5			
37			SD295A	D13	5750		2			
38			SD295A	D13	5500		15			
39			SD295A	D13	5250		22			
40			SD295A	D13	4250		58			

	名 称	形 状	径	切寸	本数	箇所	合計	定尺	割	本数	圧接
41			SD295A	D13	3750		6				
42			SD295A	D13	3000		14				
43			SD295A	D13	2500		36				
44			SD295A	D13	2250		39				
45			SD295A	D13	2000		20				
46			SD295A	D13	1750		12				
47			SD295A	D13	1500		30				
48			SD295A	D13	1200		200				
49			SD295A	D13	1100		24				
50		250 	SD295A	D13	6500		5				
51		400 	SD295A	D13	6000		5				
52		300 	SD295A	D13	5500		2				
53		120 	SD295A	D13	1845		4				
54		300 	SD295A	D13	1075		2				
55		120 	SD295A	D13	850		62				
56		110 	SD295A	D13	785		60				
57		150 	SD295A	D13	2850		21				
58		150 	SD295A	D13	2600		23				
59		300 	SD295A	D13	2700		5				
60		300 	SD295A	D13	2700		2				

	名 称	形 状	径	切寸	本数	箇所	合計	定尺	割	本数	圧接
61			SD295A	D13	2250		46				
62			SD295A	D13	2120		62				
63			SD295A	D13	2100		14				
64			SD295A	D13	5000		1				
65			SD295A	D13	4500		1				
66			SD295A	D13	730		20				
67			SD295A	D13	7000		10				
68			SD295A	D13	6800		2				
69			SD295A	D13	6350		4				
70			SD295A	D13	6300		5				
71			SD295A	D13	5500		2				
72			SD295A	D13	5000		5				
73			SD295A	D13	4850		6				
74			SD295A	D13	4500		1				
75			SD295A	D13	4250		1				
76			SD295A	D13	3600		17				
77			SD295A	D13	3500		6				
78			SD295A	D13	3250		4				
79			SD295A	D13	2900		4				
80			SD295A	D13	2800		4				

