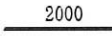


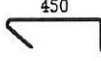
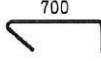
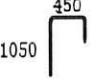


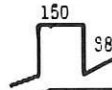
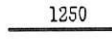












名 称	形 状	径	寸 寸	本数	箇所	合計	定尺	割	本数	圧接
14工区 釜場⑭		SD295A	D10	2000		2	4000	2	1	
23/31 火曜 15:30		SD295A	D10	3000		4	6000	2	2	
3		SD295A	D10	580		4	6000	10	1	
4		SD295A	D10	630		4	6500	10	1	
5		SD295A	D10	880		2	4500	5	1	
6		SD295A	D13	3600		16	4000	1	16	
7		SD295A	D13	2400		16	5000	2	8	
8		SD295A	D13	2700		12	5500	2	6	
9		SD295A	D13	1350		6	5500	4	2	
10		SD295A	D16	1250		3	5000	4	1	
11		SD295A	D16	2500		3	5000	2	2	
12		SD345	D19	3250		2	6500	2	1	
13		SD345	D19	2500		12	5000	2	6	
14		SD345	D19	2500		3	5000	2	2	
15		SD345	D19	2750		2	5500	2	1	
16		SD345	D19	3000		3	6000	2	2	
17		SD345	D19	3500		6	3500	1	6	
18		SD345	D19	4000		4	4000	1	4	
19		SD345	D19	3100		4	6500	2	2	
20		SD345	D19	3530		14	4000	1	14	

743

