



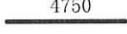
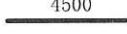
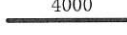
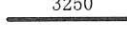
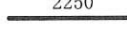
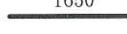
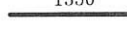
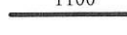




















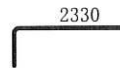
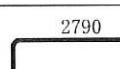


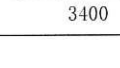

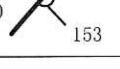
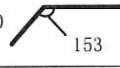





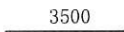














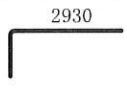

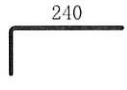
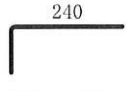
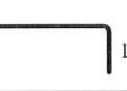
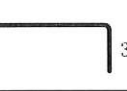
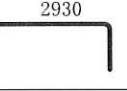
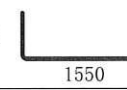
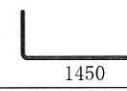
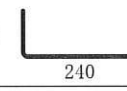





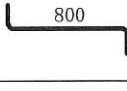
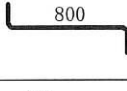


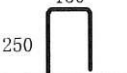


名 称	径	材質	形 状	切寸	本数	箇所	合計	定尺	割	本数	圧接
1		D13SD295A		6500			5	6500	1	5	
2		D13SD295A		6000			5	6000	1	5	
3	4/9 8:30	D13SD295A		5500			9	5500	1	9	
4		D13SD295A		5000			19	5000	1	19	
5		D13SD295A		4750			6	5000	1	6	
6		D13SD295A		4500			10	4500	1	10	
7		D13SD295A		4000			36	4000	1	36	
8		D13SD295A		3250			8	6500	2	4	
9		D13SD295A		2250			4	4500	2	2	
10		D13SD295A		1650			32	5000	3	11	
11		D13SD295A		1350			24	5500	4	6	
12		D13SD295A		1100			8	5500	5	2	
13		D13SD295A	400 	7000			4	7000	1	4	
14		D13SD295A	400 	6500			4	6500	1	4	
15		D13SD295A	150 	6500			2	6500	1	2	
16		D13SD295A	150 	5500			4	5500	1	4	
17		D13SD295A	400 	5500			4	5500	1	4	
18		D13SD295A	250 	5000			9	5000	1	9	
19		D13SD295A	550 	5000			18	5000	1	18	
20		D13SD295A	200 	4750			6	5000	1	6	

	名 称	径	材質	形 状	切寸	本数	箇所	合計	定尺	割	本数	圧接
21		D13	SD295A	550 	4500			28	4500	1	28	
22		D13	SD295A	450 	4250			7	4500	1	7	
23		D13	SD295A	200 	4000			12	4000	1	12	
24		D13	SD295A	250 	4000			9	4000	1	9	
25		D13	SD295A	450 	4000			6	4000	1	6	
26		D13	SD295A	250 	3750			12	4000	1	12	
27		D13	SD295A	250 	2500			12	5000	2	6	
28		D13	SD295A	 150	6000			2	6000	1	2	
29		D13	SD295A	 400	6000			4	6000	1	4	
30		D13	SD295A	150  1590	1710			8	3500	2	4	
31		D13	SD295A	150  1490	1610			8	5000	3	3	
32		D13	SD295A	200  2330	2680			30	5500	2	15	
33		D13	SD295A	250  2790 550	3540			6	4000	1	6	
34		D13	SD295A	250  1850 550	2600			3	5500	2	2	
35		D13	SD295A	 3400	3530			10	4000	1	10	
36		D13	SD295A	 2250	2250			86	4500	2	43	
37		D13	SD295A	400  153	4750			9	5000	1	9	
38		D13	SD295A	400  153	4000			9	4000	1	9	
39		D13	SD295A	400  153	3750			12	4000	1	12	
40		D13	SD295A	550  45	1100			8	5500	5	2	

	名 称	径	材質	形 状	切寸	本数	箇所	合計	定尺	割	本数	圧接
41		D10	SD295A		7000			18	7000	1	18	
42		D10	SD295A		6000			6	6000	1	6	
43		D10	SD295A		5000			18	5000	1	18	
44		D10	SD295A		4500			36	4500	1	36	
45		D10	SD295A		4000			24	4000	1	24	
46		D10	SD295A		3500			80	3500	1	80	
47		D10	SD295A		3210			3	6500	2	2	
48		D10	SD295A		3200			24	6500	2	12	
49		D10	SD295A		3000			18	6000	2	9	
50		D10	SD295A		2800			6	6000	2	3	
51		D10	SD295A		2150			59	4500	2	30	
52		D10	SD295A		1100			15	5500	5	3	
53		D10	SD295A		800			60	4000	5	12	
54		D10	SD295A		550			8	5500	10	1	
55		D10	SD295A	300 	7000			4	7000	1	4	
56		D10	SD295A	400 	6500			9	6500	1	9	
57		D10	SD295A	300 	6500			8	6500	1	8	
58		D10	SD295A	150 	6500			6	6500	1	6	
59		D10	SD295A	550 	5000			12	5000	1	12	
60		D10	SD295A	550 	4500			16	4500	1	16	

名 称	径	材質	形 状	切寸	本数	箇所	合計	定尺	割	本数	圧接
61	D10	SD295A		3060			6	6500	2	3	
62	D10	SD295A		700			130	3500	5	26	
63	D10	SD295A		370			8	4000	10	1	
64	D10	SD295A		300			16	6000	20	1	
65	D10	SD295A		6000			6	6000	1	6	
66	D10	SD295A		6000			4	6000	1	4	
67	D10	SD295A		3060			6	6500	2	3	
68	D10	SD295A		1680			75	3500	2	38	
69	D10	SD295A		1580			52	5000	3	18	
70	D10	SD295A		370			8	4000	10	1	
71	D10	SD295A		2690			29	5500	2	15	
72	D10	SD295A		4570			40	5000	1	40	
73	D10	SD295A		3840			35	4000	1	35	
74	D10	SD295A		3590			45	4000	1	45	
75	D10	SD295A		3130			12	6500	2	6	
76	D10	SD295A		2160			1	4500	2	1	
77	D10	SD295A		1710			1	3500	2	1	
78	D10	SD295A		560			125	6000	10	13	
79	D10	SD295A		410			16	4500	10	2	
80	D10	SD295A		2610			70	5500	2	35	

