



















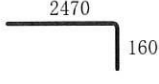
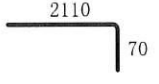





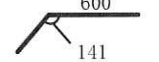
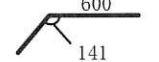
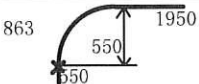
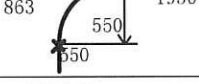














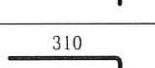













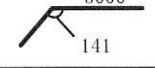


| | 名 称 | 形 状 | 径 | 切寸 | 本数 | 箇所 | 合計 | 定尺 | 割 | 本数 | 圧接 |
|------|--------------------------|---|-------|-----|------|----|-----|------|----|----|----|
| 14/4 | 15時搬入 竹島5階スラブ① 加賀田 |  | SD295 | D10 | 6500 | | 13 | 6500 | 1 | 13 | |
| 2 | |  | SD295 | D10 | 7000 | | 8 | 7000 | 1 | 8 | |
| 3 | |  | SD295 | D10 | 5000 | | 5 | 5000 | 1 | 5 | |
| 4 | |  | SD295 | D10 | 5500 | | 8 | 5500 | 1 | 8 | |
| 5 | |  | SD295 | D10 | 4000 | | 7 | 4000 | 1 | 7 | |
| 6 | |  | SD295 | D10 | 600 | | 16 | 6000 | 10 | 2 | |
| 7 | |  | SD295 | D10 | 2910 | | 72 | 6000 | 2 | 36 | |
| 8 | |  | SD295 | D10 | 6080 | | 4 | 6500 | 1 | 4 | |
| 9 | |  | SD295 | D10 | 5740 | | 4 | 6000 | 1 | 4 | |
| 10 | |  | SD295 | D10 | 4690 | | 4 | 5000 | 1 | 4 | |
| 11 | |  | SD295 | D10 | 2230 | | 7 | 4500 | 2 | 4 | |
| 12 | |  | SD295 | D10 | 2300 | | 7 | 5000 | 2 | 4 | |
| 13 | |  | SD295 | D10 | 1700 | | 14 | 3500 | 2 | 7 | |
| 14 | |  | SD295 | D10 | 4400 | | 7 | 4500 | 1 | 7 | |
| 15 | |  | SD295 | D10 | 1750 | | 4 | 3500 | 2 | 2 | |
| 16 | |  | SD295 | D10 | 7000 | | 8 | 7000 | 1 | 8 | |
| 17 | |  | SD295 | D10 | 6000 | | 5 | 6000 | 1 | 5 | |
| 18 | |  | SD295 | D10 | 5000 | | 5 | 5000 | 1 | 5 | |
| 19 | |  | SD295 | D10 | 1650 | | 125 | 5000 | 3 | 42 | |
| 20 | |  | SD295 | D10 | 440 | | 16 | 4500 | 10 | 2 | |

切重 526.56 Kg

| | 名 称 | 形 状 | 径 | 切寸 | 本数 | 箇所 | 合計 | 定尺 | 割 | 本数 | 圧接 |
|----|------------------------------|--|-------|-----|------|----|-----|------|---|----|----|
| 21 | 4/4 15時搬入 竹島5階スラブ① 加賀田 |  | SD295 | D10 | 2610 | | 14 | 5500 | 2 | | 7 |
| 22 | |  | SD295 | D10 | 2160 | | 4 | 4500 | 2 | | 2 |
| 23 | |  | SD295 | D10 | 1850 | | 100 | 4000 | 2 | | 50 |
| 24 | |  | SD295 | D10 | 3000 | | 15 | 6000 | 2 | | 8 |
| 25 | |  | SD295 | D10 | 1800 | | 7 | 5500 | 3 | | 3 |
| 26 | |  | SD295 | D10 | 2500 | | 5 | 5000 | 2 | | 3 |
| 27 | |  | SD295 | D10 | 2000 | | 3 | 4000 | 2 | | 2 |
| 28 | |  | SD295 | D10 | 2320 | | 12 | 5000 | 2 | | 6 |
| 29 | |  | SD295 | D10 | 1750 | | 12 | 3500 | 2 | | 6 |
| 30 | |  | SD295 | D10 | 4500 | | 1 | 4500 | 1 | | 1 |
| 31 | |  | SD295 | D10 | 3750 | | 1 | 4000 | 1 | | 1 |
| 32 | | アシ同じ向き210 ウマ 700  | SD295 | D10 | 1740 | | 143 | 3500 | 2 | | 72 |
| 33 | |  | SD295 | D13 | 6500 | | 19 | 6500 | 1 | | 19 |
| 34 | |  | SD295 | D13 | 7000 | | 6 | 7000 | 1 | | 6 |
| 35 | |  | SD295 | D13 | 5000 | | 3 | 5000 | 1 | | 3 |
| 36 | |  | SD295 | D13 | 4500 | | 4 | 4500 | 1 | | 4 |
| 37 | |  | SD295 | D13 | 2000 | | 48 | 4000 | 2 | | 24 |
| 38 | |  | SD295 | D13 | 2910 | | 18 | 6000 | 2 | | 9 |
| 39 | |  | SD295 | D13 | 2300 | | 1 | 5000 | 2 | | 1 |
| 40 | |  | SD295 | D13 | 2230 | | 1 | 4500 | 2 | | 1 |

| | 名 称 | 形 状 | 径 | 切寸 | 本数 | 箇所 | 合計 | 定尺 | 割 | 本数 | 圧接 |
|----|------------------------------|---|-------|-----|------|----|----|------|----|----|----|
| 41 | 4/4 15時搬入 竹島5階スラブ① 加賀田 |  | SD295 | D13 | 7000 | | 6 | 7000 | 1 | 6 | |
| 42 | |  | SD295 | D13 | 5000 | | 3 | 5000 | 1 | 3 | |
| 43 | |  | SD295 | D13 | 6000 | | 3 | 6000 | 1 | 3 | |
| 44 | |  | SD295 | D13 | 2190 | | 24 | 4500 | 2 | 12 | |
| 45 | |  | SD295 | D13 | 2605 | | 2 | 5500 | 2 | 1 | |
| 46 | |  | SD295 | D13 | 355 | | 3 | 4000 | 11 | 1 | |
| 47 | |  | SD295 | D13 | 1940 | | 2 | 4000 | 2 | 1 | |
| 48 | |  | SD295 | D13 | 3475 | | 3 | 3500 | 1 | 3 | |
| 49 | |  | SD295 | D13 | 4250 | | 3 | 4500 | 1 | 3 | |
| 50 | |  | SD295 | D13 | 3655 | | 2 | 4000 | 1 | 2 | |
| 51 | |  | SD295 | D13 | 2750 | | 14 | 5500 | 2 | 7 | |
| 52 | |  | SD295 | D13 | 2870 | | 15 | 6000 | 2 | 8 | |
| 53 | |  | SD295 | D13 | 3000 | | 6 | 6000 | 2 | 3 | |
| 54 | |  | SD295 | D13 | 1500 | | 2 | 4500 | 3 | 1 | |
| 55 | |  | SD295 | D13 | 2370 | | 88 | 5000 | 2 | 44 | |
| 56 | |  | SD295 | D13 | 2220 | | 14 | 4500 | 2 | 7 | |
| 57 | |  | SD295 | D13 | 1750 | | 4 | 3500 | 2 | 2 | |
| 58 | |  | SD295 | D13 | 3750 | | 4 | 4000 | 1 | 4 | |
| 59 | |  | SD295 | D13 | 2320 | | 2 | 5000 | 2 | 1 | |
| 60 | |  | SD295 | D13 | 4500 | | 3 | 4500 | 1 | 3 | |

切重 547.79 Kg

