


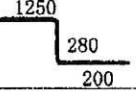
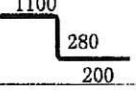
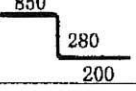
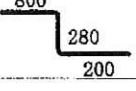
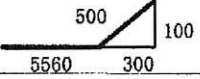






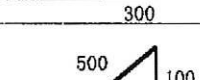
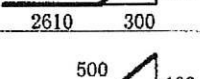
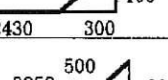



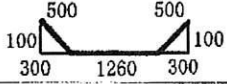









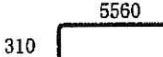
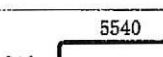
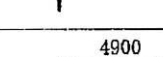



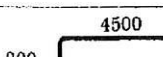



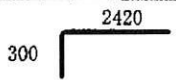
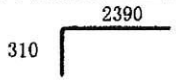


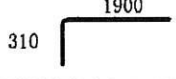
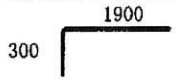
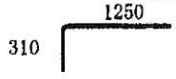




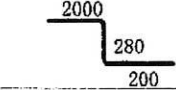
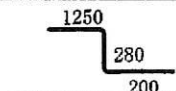
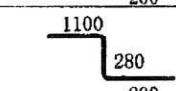
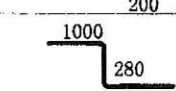
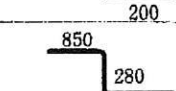
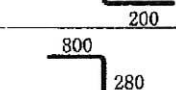
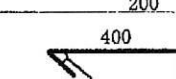




	名称	形状	径	切寸	本数	箇所	合計	定尺	割本数	圧接
1	水廻り	4500	SD295A	D10	4500		2			
2		3100	SD295A	D10	3100		8			
3	3/30 13:00	2250	SD295A	D10	2250		4			
4		2000	SD295A	D10	2000		2			
5		310	SD295A	D10	6000		2			
6		5560	SD295A	D10	5850		2			
7		5540	SD295A	D10	5830		3			
8		4900	SD295A	D10	5190		2			
9		4900	SD295A	D10	5180		2			
10		4880	SD295A	D10	5170		2			
11		4500	SD295A	D10	4780		3			
12		4080	SD295A	D10	4370		3			
13		3500	SD295A	D10	3790		3			
14		150	SD295A	D10	3000		2			
15		2600	SD295A	D10	2880		4			
16		2420	SD295A	D10	2700		5			
17		2390	SD295A	D10	2680		13			
18		250	SD295A	D10	2250		16			
19		1900	SD295A	D10	2190		2			
20		1250	SD295A	D10	1540		1			

	名 称	形 状	径	切寸	本数	箇所	合計	定尺	割本数	圧接
21		310 	SD295A	D10 1500			4			
22		310 	SD295A	D10 1250			6			
23		310 	SD295A	D10 1200			10			
24			SD295A	D10 1690			2			
25			SD295A	D10 1540			7			
26			SD295A	D10 1290			11			
27			SD295A	D10 1240			13			
28			SD295A	D10 6060			2			
29			SD295A	D10 6040			3			
30			SD295A	D10 5400			4			
31			SD295A	D10 5380			2			
32			SD295A	D10 5000			3			
33			SD295A	D10 4580			3			
34			SD295A	D10 4500			2			
35			SD295A	D10 3110			4			
36			SD295A	D10 2930			5			
37		250 	SD295A	D10 3960			3			
38		250 	SD295A	D10 2850			13			
39		250 	SD295A	D10 2340			2			
40		250 	SD295A	D10 2120			1			

名 称	形 状	径	切寸	本数	箇所	合計	定尺	割本数	圧接
41		SD295A	D10	2260			2		
42		SD295A	D10	1840			3		
43		SD295A	D10	1660			5		
44		SD295A	D13	4500			2		
45		SD295A	D13	3750			12		
46		SD295A	D13	3100			8		
47		SD295A	D13	2250			2		
48		SD295A	D13	2000			1		
49		SD295A	D13	1200			4		
50		SD295A	D13	6000			2		
51		SD295A	D13	5845			2		
52		SD295A	D13	5825			3		
53		SD295A	D13	5185			2		
54		SD295A	D13	5175			2		
55		SD295A	D13	5165			2		
56		SD295A	D13	4775			3		
57		SD295A	D13	4365			3		
58		SD295A	D13	3785			3		
59		SD295A	D13	3625			12		
60		SD295A	D13	2875			4		

	名 称	形 状	径	切寸	本数	箇所	合計	定尺	割本数	圧接
61			SD295A	D13	2695		5			
62			SD295A	D13	2675		13			
63			SD295A	D13	2500		2			
64			SD295A	D13	2250		16			
65			SD295A	D13	2185		2			
66			SD295A	D13	2175		24			
67			SD295A	D13	1535		1			
68			SD295A	D13	1500		4			
69			SD295A	D13	1500		4			
70			SD295A	D13	1250		6			
71			SD295A	D13	1200		10			
72			SD295A	D13	2430		1			
73			SD295A	D13	1680		1			
74			SD295A	D13	1530		2			
75			SD295A	D13	1430		1			
76			SD295A	D13	1280		2			
77			SD295A	D13	1230		3			
78			SD295A	D13	600		16			
79			SD295A	D13	500		186			
80			SD295A	D13	6060		2			

	名 称	形 状	径	切寸	本数	箇所	合計	定尺	割本数	圧接
81			SD295A	D13	6040		3			
82			SD295A	D13	5400		4			
83			SD295A	D13	5380		2			
84			SD295A	D13	5000		3			
85			SD295A	D13	4580		3			
86			SD295A	D13	4500		2			
87			SD295A	D13	3110		4			
88			SD295A	D13	2930		5			
89			SD295A	D13	2350		2			
90			SD295A	D13	3950		3			
91			SD295A	D13	3830		12			
92			SD295A	D13	2840		13			
93			SD295A	D13	2400		24			
94			SD295A	D13	2330		2			
95			SD295A	D13	2110		1			
96			SD295A	D13	3155		1			
97			SD295A	D13	2205		1			
98			SD295A	D13	2260		2			
99			SD295A	D13	1840		3			
100			SD295A	D13	1660		5			

名 称	形 状	径	切寸	本数	箇所	合計	定尺	割本数	圧接
101		SD295A	D13	1160		16			
102		SD295A	D13	1060		170			
103		SD295A	D13	1000		16			
104		SD295A	D16	5970		2			
105		SD295A	D16	5830		2			
106		SD295A	D16	5690		2			
107		SD295A	D16	4920		2			
108		SD295A	D16	4780		2			
109		SD295A	D16	4640		2			
110		SD295A	D16	3040		2			
111		SD295A	D16	2910		2			
112		SD295A	D16	2770		2			
113		SD295A	D16	3240		2			
114		SD295A	D16	3100		2			
115		SD295A	D16	2970		2			
116		SD295A	D16	2710		6			
117		SD295A	D16	3360		2			
118		SD295A	D16	3230		2			
119		SD295A	D16	3100		2			
120		SD295A	D16	4285		2			

