




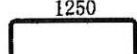
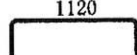

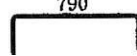
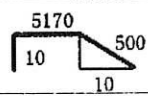
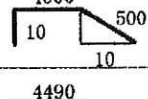

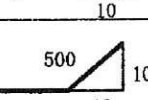
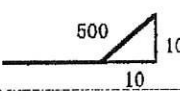
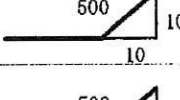
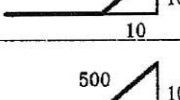

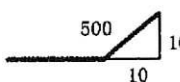



1	名称	形状	径	切寸	本数	箇所	合計	定尺	割	本数	圧接
1	スラブ上筋		SD295A	D10	2000		13				
2			SD295A	D10	2000		8				
3	4/1 13:00		SD295A	D10	2000		4				
4			SD295A	D10	1340		6				
5			SD295A	D10	1150		2				
6			SD295A	D10	2250		24				
7			SD295A	D10	2000		27				
8			SD295A	D13	6000		13				
9			SD295A	D13	3750		6				
10			SD295A	D13	2250		12				
11			SD295A	D13	2000		14				
12			SD295A	D13	1500		18				
13			SD295A	D13	5750		22				
14			SD295A	D13	5000		53				
15			SD295A	D13	5000		10				
16			SD295A	D13	4000		6				
17			SD295A	D13	4000		2				
18			SD295A	D13	3500		5				
19			SD295A	D13	3250		8				
20			SD295A	D13	3000		1				

	名 称	形 状	径	切寸	本数	箇所	合計	定尺	割本数	圧接
21		300 	SD295A	D13	2750		9			
22		250 	SD295A	D13	2000		63			
23		300 	SD295A	D13	1750		4			
24		250 	SD295A	D13	4750		6			
25		300 	SD295A	D13	3920		17			
26		300 	SD295A	D13	1800		12			
27		300 	SD295A	D13	1670		14			
28		300 	SD295A	D13	1430		6			
29		300 	SD295A	D13	1340		2			
30		300 	SD295A	D13	5920		1			
31		300 	SD295A	D13	5250		4			
32		300 	SD295A	D13	5240		2			
33		300 	SD295A	D13	3670		4			
34			SD295A	D13	6000		11			
35			SD295A	D13	5500		2			
36			SD295A	D13	5000		10			
37			SD295A	D13	4500		2			
38			SD295A	D13	4000		8			
39			SD295A	D13	3750		2			
40			SD295A	D13	3500		1			

