

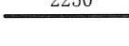









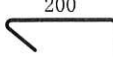

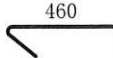







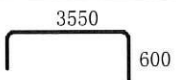



















	名称	形状	径	切寸	本数	箇所	合計	定尺	割	本数	圧
1	太田4丁目		SD295A	D10	750		8	4500	6	2	
2	3/31 13:00		SD295A	D10	1250		8	5000	4	2	
3			SD295A	D10	2250		8	4500	2	4	
4	漆先行き		SD295A	D10	2750		8	5500	2	4	
5			SD295A	D10	4000		56	4000	1	56	
6			SD295A	D10	4250		56	4500	1	56	
7			SD295A	D10	4500		80	4500	1	80	
8			SD295A	D10	5250		24	5500	1	24	
9			SD295A	D10	5500		32	5500	1	32	
10			SD295A	D10	5750		32	6000	1	32	
11			SD295A	D10	6000		12	6000	1	12	
12		830 	SD295A	D10	2180		46	4500	2	23	
13			SD295A	D10	380		22	4000	10	3	
14			SD295A	D10	540		696	5500	10	70	
15			SD295A	D10	640		28	6500	10	3	
16			SD295A	D10	740		88	4500	6	15	
17		1330 	SD295A	D13	1590		124	5000	3	42	
18		1330 	SD295A	D13	3540		742	4000	1	742	
19		1330 	SD295A	D13	3740		28	4000	1	28	
20		1330 	SD295A	D13	3940		101	4000	1	101	

	名 称	形 状	径	切寸	本数	箇所	合計	定尺	割	本数	圧
21		300 	SD345	D19	3750		6	4000	1	6	
22		400 	SD345	D19	3750		6	4000	1	6	
23		 3550 600	SD345	D19	4500		6	4500	1	6	
24		 3000	SD345	D25	3000		3	6000	2	2	
25		 3500	SD345	D25	3500		2	3500	1	2	
26		 4000	SD345	D25	4000		18	4000	1	18	
27		 4500	SD345	D25	4500		4	4500	1	4	
28		 5000	SD345	D25	5000		7	5000	1	7	
29		 5500	SD345	D25	5500		88	5500	1	88	
30		 6500	SD345	D25	6500		56	6500	1	56	
31		 8500	SD345	D25	8500		168	8500	1	168	
32		350 	SD345	D25	3500		12	3500	1	12	
33		1300 	SD345	D25	3500		2	3500	1	2	
34		350 	SD345	D25	4000		20	4000	1	20	
35		1300 	SD345	D25	4500		2	4500	1	2	
36		300 	SD345	D25	5000		48	5000	1	48	
37		1300 	SD345	D25	5000		26	5000	1	26	
38		500 	SD345	D25	5000		8	5000	1	8	
39		1300 	SD345	D25	5500		8	5500	1	8	
40		1300 	SD345	D25	6500		14	6500	1	14	

