



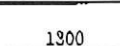
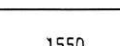







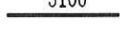
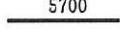

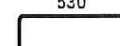



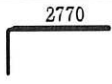






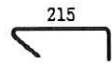
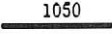



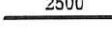
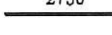




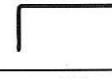


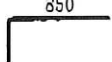








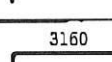











名 称	形 状	径	切寸	本数	箇所	合計	定尺	割本数	圧接
11工区		SD295A	D10	500		9	5000	10	1
2 4/3 (金)		SD295A	D10	890		14	4500	5	3
3 8-30		SD295A	D10	1170		22	6000	5	5
4 入道員しりり		SD295A	D10	1230		14	5000	4	4
5 有 2022		SD295A	D10	1300		180	4000	3	60
6 小山		SD295A	D10	1550		7	5000	3	3
7		SD295A	D10	1600		7	5000	3	3
8		SD295A	D10	1850		13	4000	2	7
9		SD295A	D10	2500		6	5000	2	3
10		SD295A	D10	3100		15	6500	2	8
11		SD295A	D10	4000		12	4000	1	12
12		SD295A	D10	4150		19	4500	1	19
13		SD295A	D10	5100		9	5500	1	9
14		SD295A	D10	5700		2	6000	1	2
15	150 	SD295A	D10	650		9	6500	10	1
16		SD295A	D10	670		22	3500	5	5
17	150 	SD295A	D10	1700		7	3500	2	4
18	150 	SD295A	D10	1850		7	4000	2	4
19	150 	SD295A	D10	2000		13	4000	2	7
20 5081	150 	SD295A	D10	2500		12	5000	2	6

名 称	形 状	径	切寸	本数	箇所	合計	定尺	割	本数	圧接
21 工区		SD295A	D10	3100		16	6500	2	8	
22 4/3 (全)		SD295A	D10	3250		15	6500	2	8	
23 R:30		SD295A	D10	4300		28	4500	1	28	
24		SD295A	D10	5850		8	6000	1	8	
25		SD295A	D10	275		190	6000	21	10	
26		SD295A	D10	480		75	5000	10	8	
27		SD295A	D10	500		34	5000	10	4	
28		SD295A	D10	395		5	4000	10	1	
29		SD295A	D13	1050		30	6500	6	5	
30		SD295A	D13	1760		30	5500	3	10	
31		SD295A	D13	2000		2	4000	2	1	
32		SD295A	D13	2250		2	4500	2	1	
33		SD295A	D13	2500		50	5000	2	25	
34		SD295A	D13	2750		24	5500	2	12	
35		SD295A	D13	3000		4	6000	2	2	
36		SD295A	D13	3750		6	4000	1	6	
37		SD295A	D13	4000		18	4000	1	18	
38		SD295A	D13	5000		36	5000	1	36	
39		SD295A	D13	800		32	4000	5	7	
40		SD295A	D13	820		30	6000	7	5	

	名 称	形 状	径	切寸	本数	箇所	合計	定尺	割本数	圧接
41	1工区		SD295A	D13	1200		32	6000	5	7
42	4/3 (全)		SD295A	D13	1270		32	4000	3	11
43	8:30		SD295A	D13	1380		30	4500	3	10
44			SD295A	D13	2000		21	4000	2	11
45			SD295A	D13	2000		21	4000	2	11
46			SD295A	D13	2000		54	4000	2	27
47			SD295A	D13	2750		38	5500	2	19
48			SD295A	D13	2750		42	5500	2	21
49			SD295A	D13	3000		12	6000	2	6
50			SD295A	D13	3500		84	3500	1	84
51			SD295A	D13	3580		52	4000	1	52
52			SD295A	D13	3900		2	4000	1	2
53			SD295A	D13	4250		20	4500	1	20
54			SD295A	D13	4300		10	4500	1	10
55			SD295A	D13	4300		64	4500	1	64
56			SD295A	D13	5000		40	5000	1	40
57			SD295A	D13	5500		36	5500	1	36
58			SD295A	D13	470		148	5000	10	15
59			SD295A	D13	500		27	5000	10	3
60			SD295A	D13	590		32	6000	10	4

