
















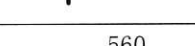


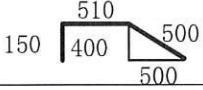
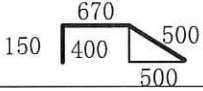
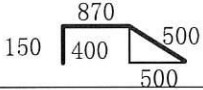
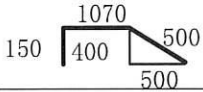
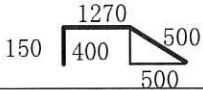
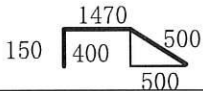
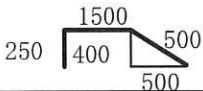
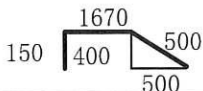
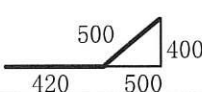

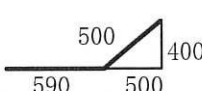
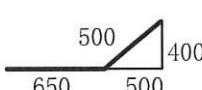
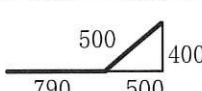
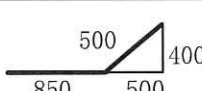
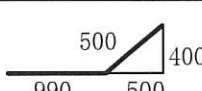
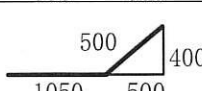
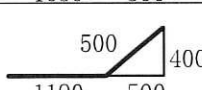
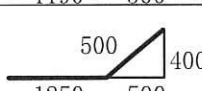
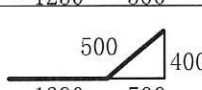

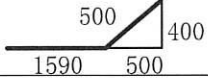
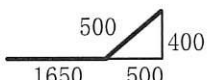
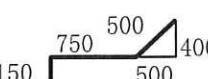

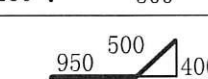





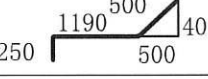
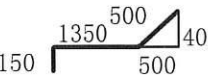










名称	形状	径	切寸	本数	箇所	合計	定尺	割	本数	圧接
14/1 13:00		SD295A	D10	1900		12	4000	2		6
2		SD295A	D10	2710		12	5500	2		6
3		SD295A	D13	850		7	6000	7		1
4		SD295A	D13	1000		2	5000	5		1
5		SD295A	D13	1100		2	5500	5		1
6		SD295A	D13	1110		4	3500	3		2
7		SD295A	D13	1200		2	6000	5		1
8		SD295A	D13	1250		2	5000	4		1
9		SD295A	D13	1250		7	5000	4		2
10		SD295A	D13	1300		96	4000	3		32
11		SD295A	D13	1700		6	3500	2		3
12		SD295A	D13	2000		5	4000	2		3
13		SD295A	D13	2000		6	4000	2		3
14		SD295A	D13	2150		2	4500	2		1
15		SD295A	D13	2250		7	4500	2		4
16		SD295A	D13	3500		8	3500	1		8
17		SD295A	D13	840		1	6000	7		1
18		SD295A	D13	1040		1	6500	6		1
19		SD295A	D13	1240		1	5000	4		1
20		SD295A	D13	1440		1	4500	3		1

名称	形状	径	切寸	本数	箇所	合計	定尺	割	本数	圧接
21 4/1 13:00		SD295A	D13	1135		1	3500	3	1	
22		SD295A	D13	1295		1	4000	3	1	
23		SD295A	D13	1495		1	4500	3	1	
24		SD295A	D13	1700		1	3500	2	1	
25		SD295A	D13	1900		1	4000	2	1	
26		SD295A	D13	2100		1	4500	2	1	
27		SD295A	D13	2200		7	4500	2	4	
28		SD295A	D13	2300		1	5000	2	1	
29		SD295A	D13	920		1	5000	5	1	
30		SD295A	D13	980		1	5000	5	1	
31		SD295A	D13	1090		1	5500	5	1	
32		SD295A	D13	1150		1	3500	3	1	
33		SD295A	D13	1290		1	4000	3	1	
34		SD295A	D13	1350		1	5500	4	1	
35		SD295A	D13	1490		1	4500	3	1	
36		SD295A	D13	1550		1	5000	3	1	
37		SD295A	D13	1690		1	3500	2	1	
38		SD295A	D13	1750		1	3500	2	1	
39		SD295A	D13	1890		1	4000	2	1	
40		SD295A	D13	1950		1	4000	2	1	

名称	形状	径	切寸	本数	箇所	合計	定尺	割	本数	圧接
41 4/1 13:00		SD295A	D13	2090		1	4500	2	1	
42		SD295A	D13	2150		1	4500	2	1	
43		SD295A	D13	1350		1	5500	4	1	
44		SD295A	D13	1490		1	4500	3	1	
45		SD295A	D13	1550		1	5000	3	1	
46		SD295A	D13	1620		1	5000	3	1	
47		SD295A	D13	1690		1	3500	2	1	
48		SD295A	D13	1750		1	3500	2	1	
49		SD295A	D13	1760		1	5500	3	1	
50		SD295A	D13	1890		1	4000	2	1	
51		SD295A	D13	1950		1	4000	2	1	
52		SD295A	D13	1960		1	4000	2	1	
53		SD295A	D13	2090		1	4500	2	1	
54		SD295A	D13	2150		1	4500	2	1	
55		SD295A	D13	2160		1	4500	2	1	
56		SD295A	D13	2290		1	5000	2	1	
57		SD295A	D13	2350		1	5000	2	1	
58		SD295A	D13	2360		1	5000	2	1	
59		SD295A	D13	2450		1	5000	2	1	
60		SD295A	D13	2490		1	5000	2	1	

