
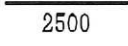

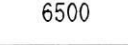
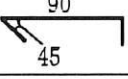
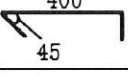




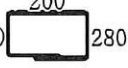




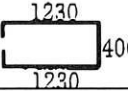
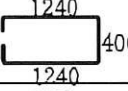
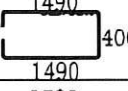
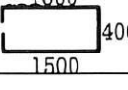



名 称	形 状	径	切寸	本数	箇所	合計	定尺	割	本数	圧接
1 741KG 23月26日AM7:30搬入	 1250	SD295A	D10	1250		8	5000	4	2	
	 2500	SD295A	D10	2500		24	5000	2	12	
3	 2750	SD295A	D10	2750		8	5500	2	4	
4	 6500	SD295A	D10	6500		8	6500	1	8	
5	 90 45	SD295A	D10	270		24	6000	22	2	
6	 400 45	SD295A	D10	580		68	6000	10	7	
7	 200	SD295A	D13	1690		17	3500	2	9	
8	 90	SD295A	D13	3480		30	3500	1	30	
9	 400	SD295A	D13	3790		34	4000	1	34	
10	 400	SD295A	D13	4310		26	4500	1	26	
11	 200 280	SD295A	D13	960		2	5000	5	1	
12	 200 290	SD295A	D13	980		3	5000	5	1	
13	 350 90	SD295A	D16	2250		2	4500	2	1	
14	 650 90	SD295A	D16	2750		2	5500	2	1	
15	 1230 90	SD295A	D16	1600		12	5000	3	4	
16	 1230 400	SD295A	D16	3260		2	3500	1	2	
17	 1240 400	SD295A	D16	3280		6	3500	1	6	
18	 1490 400	SD295A	D16	3780		3	4000	1	3	
19	 1500 400	SD295A	D16	3800		3	4000	1	3	
20	 5000	SD345	D19	5000		1	5000	1	1	

